



# SSC Pacific OSBP Brief to Executive Forum

Mark McLain

SSC Pacific Deputy Office of Small Business Programs

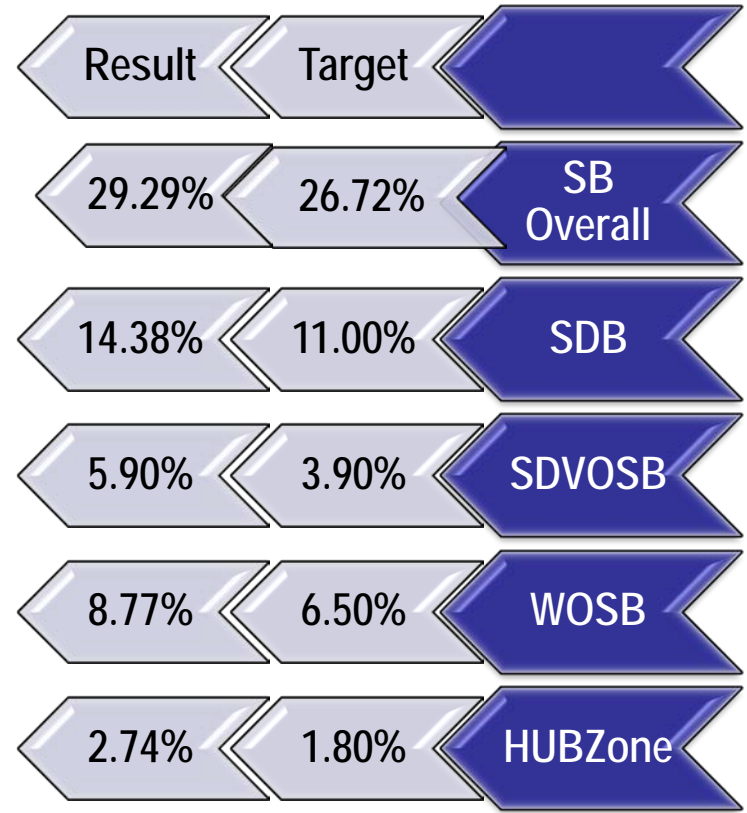
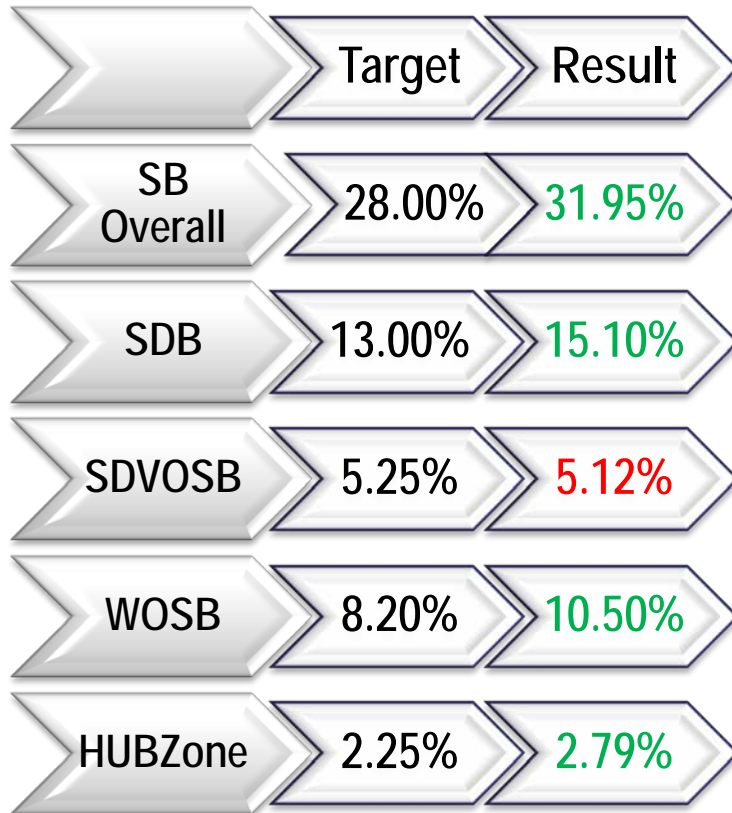
17 October 2017



# SPAWAR Small Business Statistics – Side by Side Comparison for FY16 and FY17 as of 30 SEP 2017

FY17

FY16



FY17 eligible \$/actions = \$4.808B/15,183

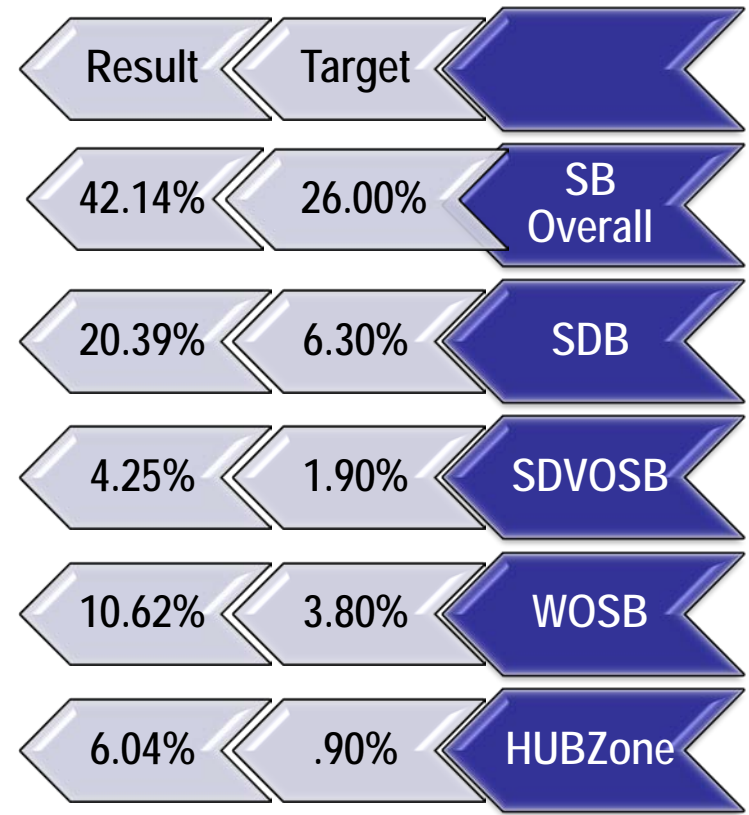
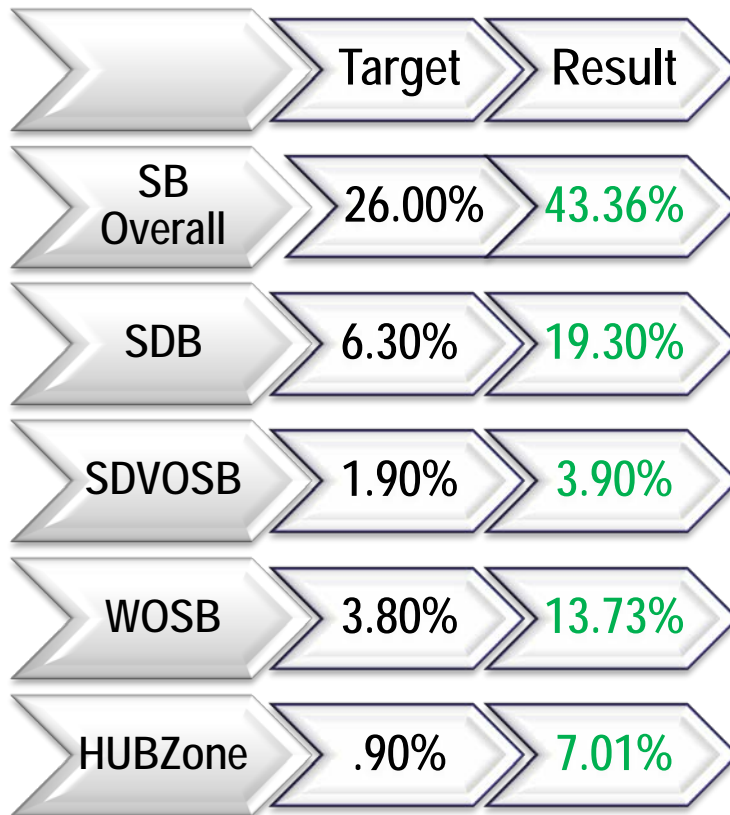
FY16 eligible \$/actions = \$5,268B/15,853



# SSC PAC Small Business Statistics – Side by Side Comparison for FY16 and FY17 as of 30 SEP 2017

FY17

FY16



FY17 eligible \$/actions = \$1.144B/5,715

FY16 eligible \$/actions = \$1.181B/5,533



# Distribution of Prime Small Business Dollars as of 30 SEP2017

SSC-Pacific	FY17 Goals	Achieved	Obligated
Small Business	26.00%	43.36%	\$495,954,186.18
Small Disadvantaged Business	6.30%	19.30%	\$220,756,969.67
8(a) Procedure	n/a	2.56%	\$29,277,917.50
Veteran Owned Small Business	n/a	6.55%	\$74,869,462.69
Service Disabled Veteran Owned Small Business	1.90%	3.90%	\$44,640,855.14
Women Owned Small Business	3.80%	13.73%	\$156,994,703.78
Certified HUBZone Small Business	.90%	7.01%	\$80,128,187.64

-

HQ	FY17 Goals	Achieved	Obligated
Small Business	13.89%	17.77%	\$354,404,743.09
Small Disadvantaged Business	6.45%	8.72%	\$173,912,028.13
8(a) Procedure	n/a	1.72%	\$34,299,262.27
Veteran Owned Small Business	n/a	10.11%	\$201,644,298.37
Service Disabled Veteran Owned Small Business	4.77%	7.06%	\$140,816,719.87
Women Owned Small Business	3.93%	4.68%	\$93,458,881.73
Certified HUBZone Small Business	.18%	0.30%	\$5,900,518.31

-

SSC- Atlantic	FY17 Goals	Achieved	Obligated
Small Business	32.00%	41.10%	\$686,083,738.17
Small Disadvantaged Business	14.48%	19.86%	\$331,498,152.58
8(a) Procedure	n/a	5.57%	\$93,027,448.48
Veteran Owned Small Business	n/a	8.25%	\$137,686,564.77
Service Disabled Veteran Owned Small Business	2.81%	3.64%	\$60,806,224.50
Women Owned Small Business	9.07%	15.24%	\$254,483,794.68
Certified HUBZone Small Business	2.80%	2.88%	\$48,145,884.12

# Top 10 Small Business NAICS Awarded by Dollars FY17

NAICS	SB Size Standards \$M	SB Size Standard # Employees	Description	Action Obligated
541330	\$38.5	N/A	Engineering Services	\$167,611,276.55
335999	N/A	500	All Other Miscellaneous Electrical Equipment and Component Manufacturing	\$97,888,760.67
541519	N/A	150	Other Computer Related Services	\$49,075,661.21
511210	\$38.5	N/A	Software Publishers	\$37,059,610.21
541712	N/A	1,000	Research and Development in the Physical, Engineering, and Life Sciences (except Biotechnology)	\$34,916,429.92
334111	N/A	1,250	Electronic Computer Manufacturing	\$18,038,911.66
334290	N/A	750	Other Communications Equipment Manufacturing	\$16,585,834.58
541512	\$27.5	N/A	Computer Systems Design Service	\$16,210,848.07
334112	N/A	1,250	Computer Storage Device Manufacturing	\$9,082,894.46
541711	N/A	1,000	Research and Development in Biotechnology	\$5,549,962.00