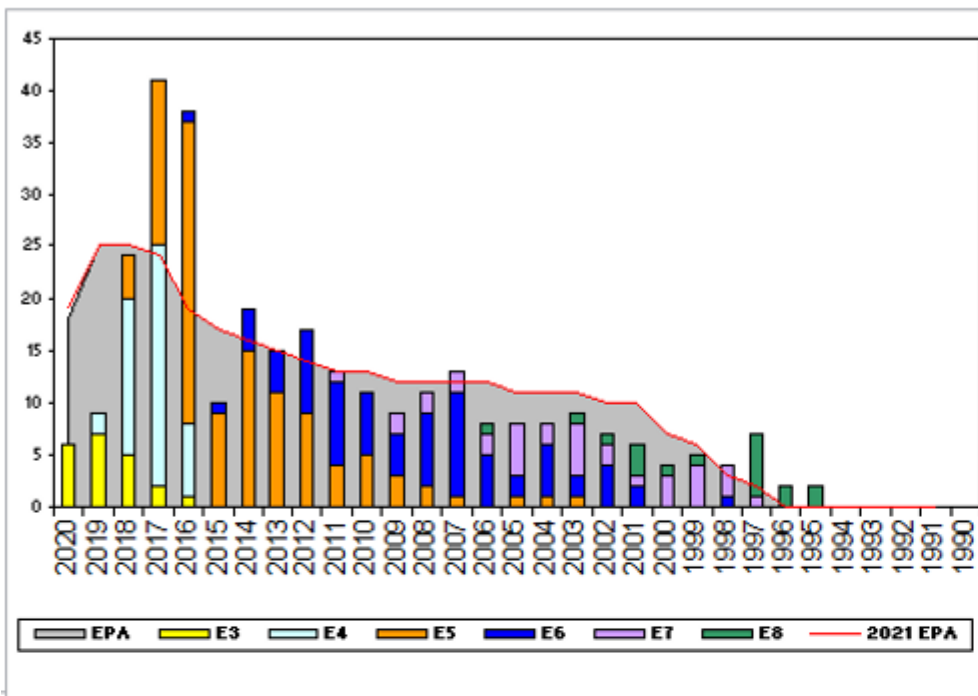


Aviation Electrician's Mate, FTS - J030

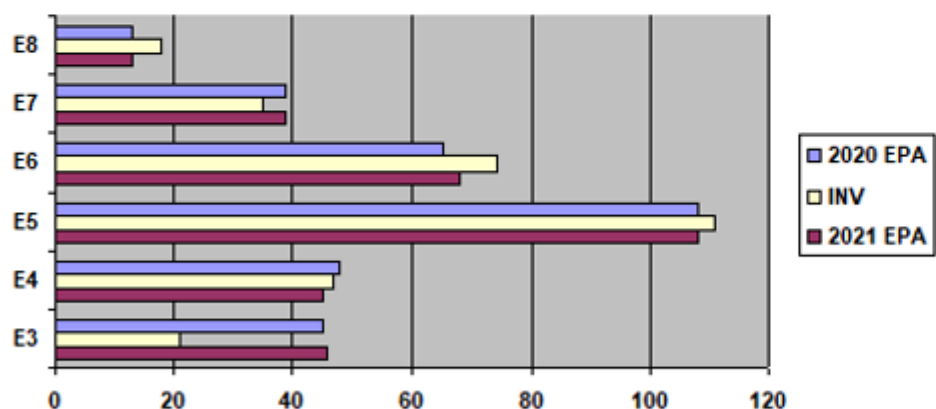


Sea Shore Rotation			MANNING			ADV OPP.	
TOUR	SEA	SHORE	PG	SEA	SHORE	AEFTS	All-Navy
E1-3	48	42	E1-3	55.00%	42.86%	TIR	TIR
E4	48	42	E4	117.86%	73.33%	27.00%	30.9%
E5	48	42	E5	93.06%	93.75%	21.00%	24.1%
E6	48	42	E6	90.20%	146.15%	3.00%	5.4%
E7	48	36	E7	78.57%	110.00%	34.70%	20.8%
E8	48	36	E8	133.33%	300.00%	12.50%	7.6%
E9	42	36	E9	0.00%	0.00%	0.00%	21.7%

Zone Information

	ZONE A	ZONE B	ZONE C	ZONE D	ZONE E	ALL ZONES
FY20 Manning:	100%	112%	88%	71%	133%	96%
FYTD RE Rate:	76.92%	77.78%	100.00%	100.00%	100.00%	84.34%
FY21 Manning:	99%	112%	88%	71%	133%	96%

EPA by Paygrade vs Inventory



	E1-3	E4	E5	E6	E7	E8	E9	TOTAL
% INV to FY20 EPA	47%	98%	103%	114%	90%	138%	0%	96%
EPA (FY20)	45	48	108	65	39	13	0	318
INVENTORY	21	47	111	74	35	18	0	306
EPA (FY21)	46	45	108	68	39	13	0	319
% INV to FY21 EPA	46%	104%	103%	109%	90%	138%	0%	96%

NOTES

CURRENT MANNING 96% TO FY21 EPA
UNDERMANNED RATING

ASVAB requirements: AR+MK+EI+GS=222 OR VE+AR+MK+MC=222

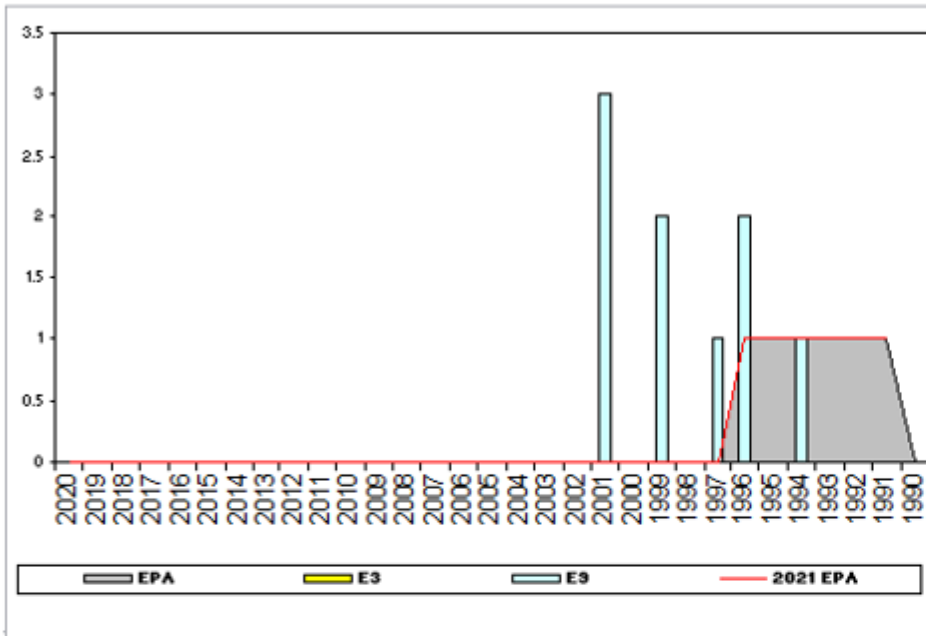
Security clearance is required for this rating

Interim clearance documentation must be provided to be considered

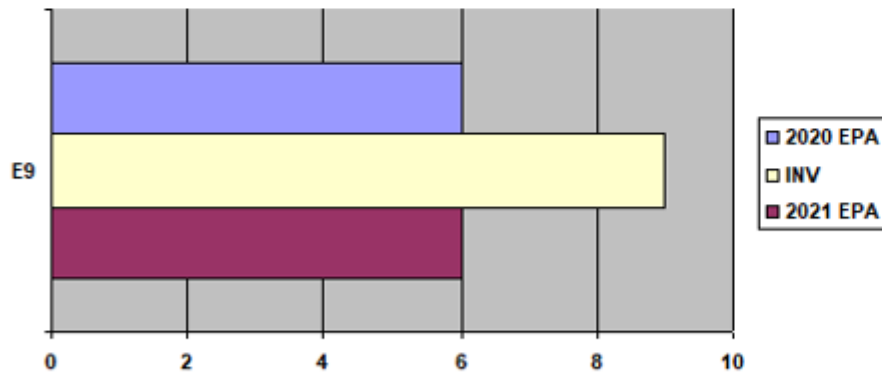
For any questions regarding community health, Convert-In, or Convert-Out opportunities, please contact AFCEM(AW) Bienemy at TRAVIS.BIENEMY@NAVY.MIL

Data Source: NMPBS(Inv)/NRMS(RE Rate)/N12(EPA/SSF)/BUPERS3(Adv Op) **As of Date:** 18-Sep-20

Aviation Avionics Technician, FTS - J140



EPA by Paygrade vs Inventory



	E1-3	E4	E5	E6	E7	E8	E9	TOTAL
% INV to FY20 EPA	0%	0%	0%	0%	0%	0%	150%	150%
EPA (FY20)	0	0	0	0	0	0	6	6
INVENTORY	0	0	0	0	0	0	9	9
EPA (FY21)	0	0	0	0	0	0	6	6
% INV to FY21 EPA	0%	0%	0%	0%	0%	0%	150%	150%

	Sea Shore Rotation			MANNING		ADV OPP.	
	TOUR	SEA	SHORE	PG	SEA	SHORE	AVFTS
E1-3	48	42	E1-3	0.00%	0.00%	TIR	TIR
E4	48	42	E4	0.00%	0.00%	0.00%	30.9%
E5	48	42	E5	0.00%	0.00%	0.00%	24.1%
E6	48	42	E6	0.00%	0.00%	0.00%	5.4%
E7	48	36	E7	0.00%	0.00%	0.00%	20.8%
E8	48	36	E8	0.00%	0.00%	0.00%	7.6%
E9	42	36	E9	200.00%	250.00%	40.00%	21.7%

Zone Information

	ZONE A	ZONE B	ZONE C	ZONE D	ZONE E	ALL ZONES
FY20 Manning:	0%	0%	0%	0%	100%	150%
FYTD RE Rate:	0.00%	0.00%	0.00%	100.00%	33.33%	50.00%
FY21 Manning:	0%	0%	0%	0%	100%	150%

NOTES

**CURRENT MANNING 150% TO FY21 EPA
OVERMANNED RATING**

**For any questions regarding community health, please
contact AFCM(AW) Bienemy at TRAVIS.BIENEMY@NAVY.MIL**