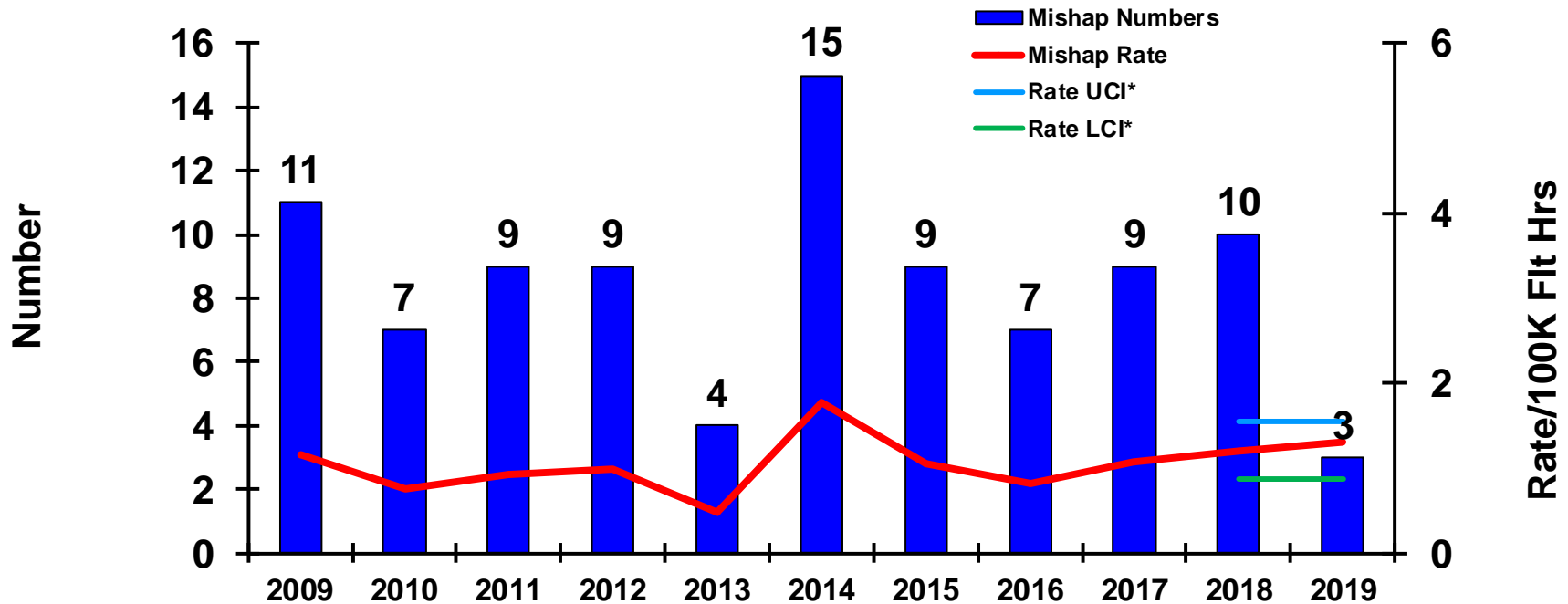




CLASS A FLIGHT MISHAPS

Manned Aircraft Only

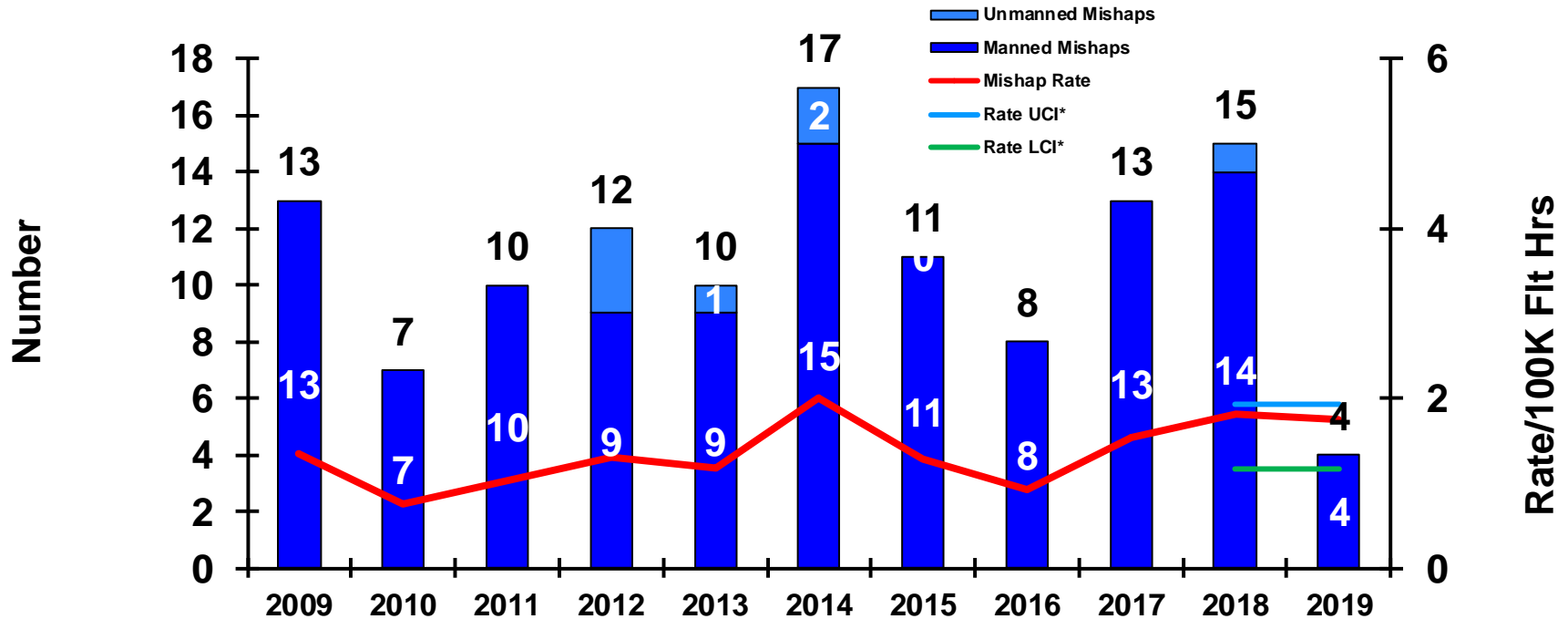


	16-Jan-19	16-Jan-18
CLASS A MISHAPS/MISHAP RATE FY COMPARISON:	3/1.31	4/1.75
FY18 MISHAPS/MISHAP RATE:	10/1.20	
10-YEAR AVERAGE (FY09-18) MISHAPS/MISHAP RATE:	9.00/1.02	

*see last slide for definition of UCI/LCI



CLASS A AVIATION MISHAPS

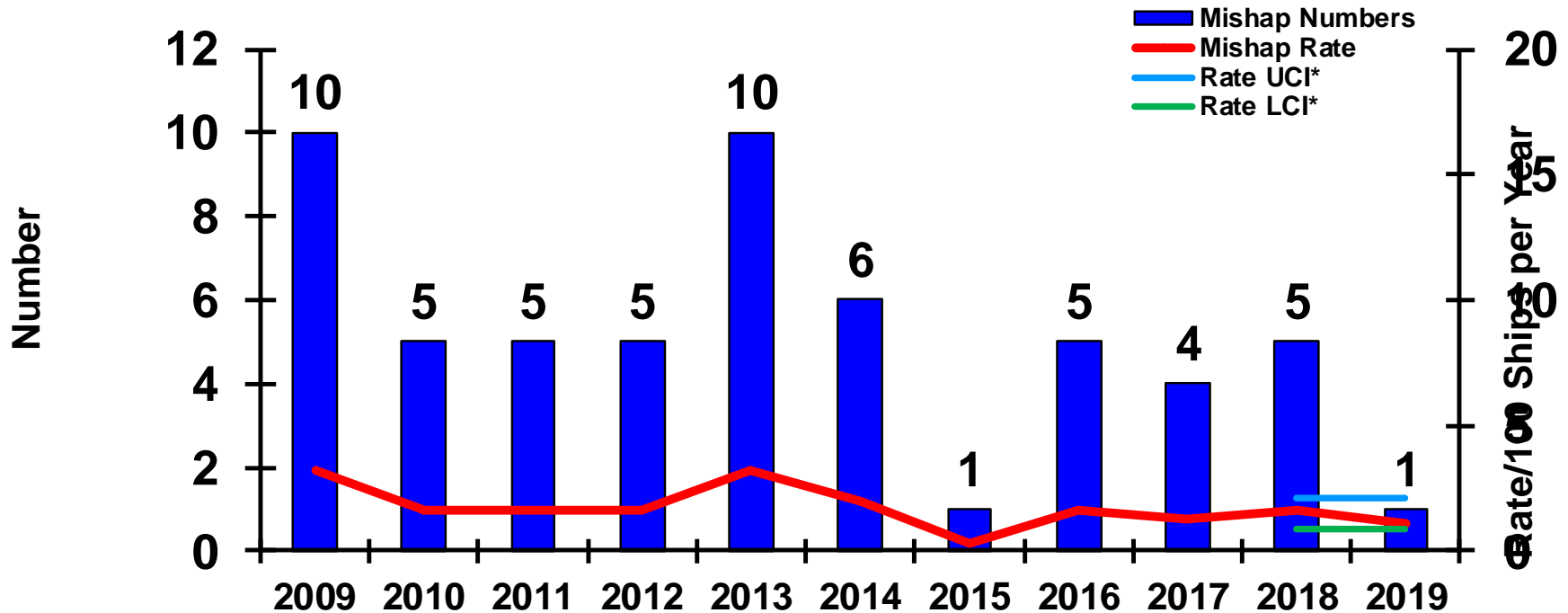


	16-Jan-19	16-Jan-18
CLASS A MISHAPS/MISHAP RATE FY COMPARISON:	4/1.75	4/1.75
FY18 MISHAPS/MISHAP RATE:	15/1.80	
10-YEAR AVERAGE (FY09-18) MISHAPS/MISHAP RATE:	11.60/1.32	

*see last slide for definition of UCI/LCI



CLASS A AFLOAT MISHAPS

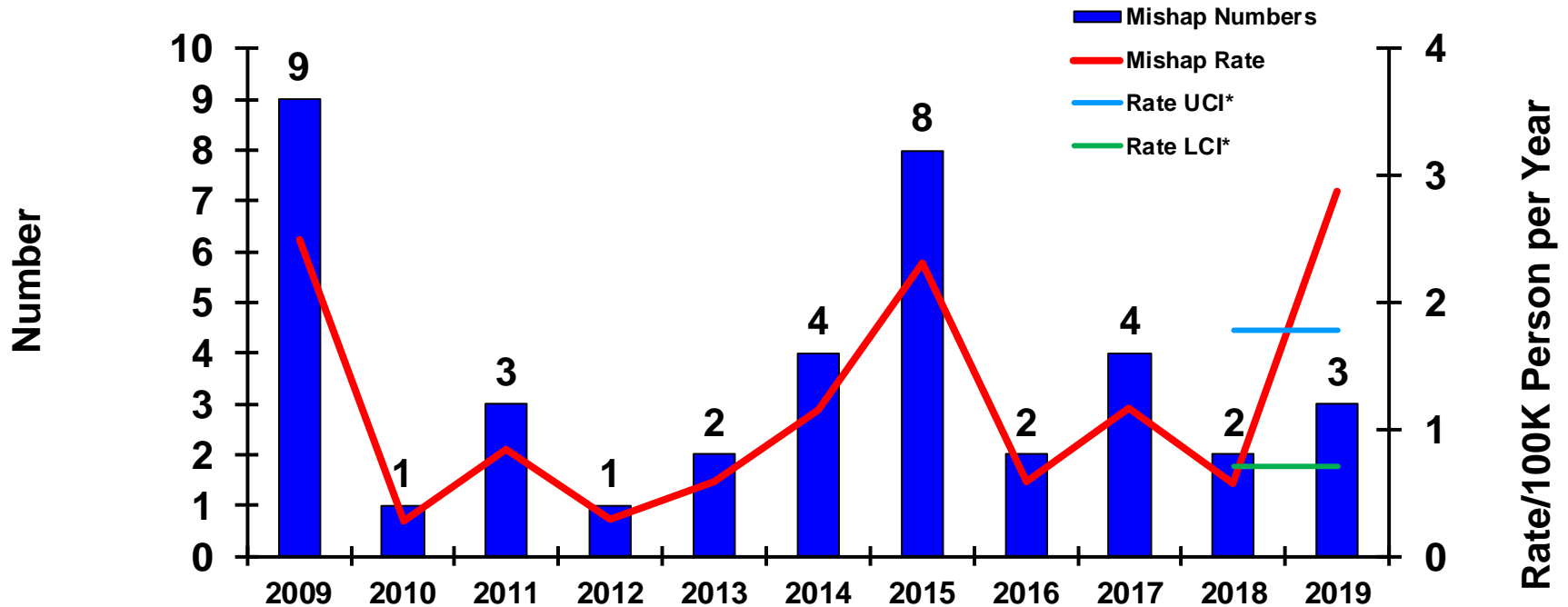


	<u>16-Jan-19</u>	<u>16-Jan-18</u>
CLASS A MISHAPS/MISHAP RATE FY COMPARISON:	1/1.09	0/0.00
FY18 MISHAPS/MISHAP RATE:	5/1.62	
10-YEAR AVERAGE (FY09-18) MISHAPS/MISHAP RATE:	5.60/1.81	

*see last slide for definition of UCI/LCI



CLASS A SHORE ON-DUTY MISHAPS

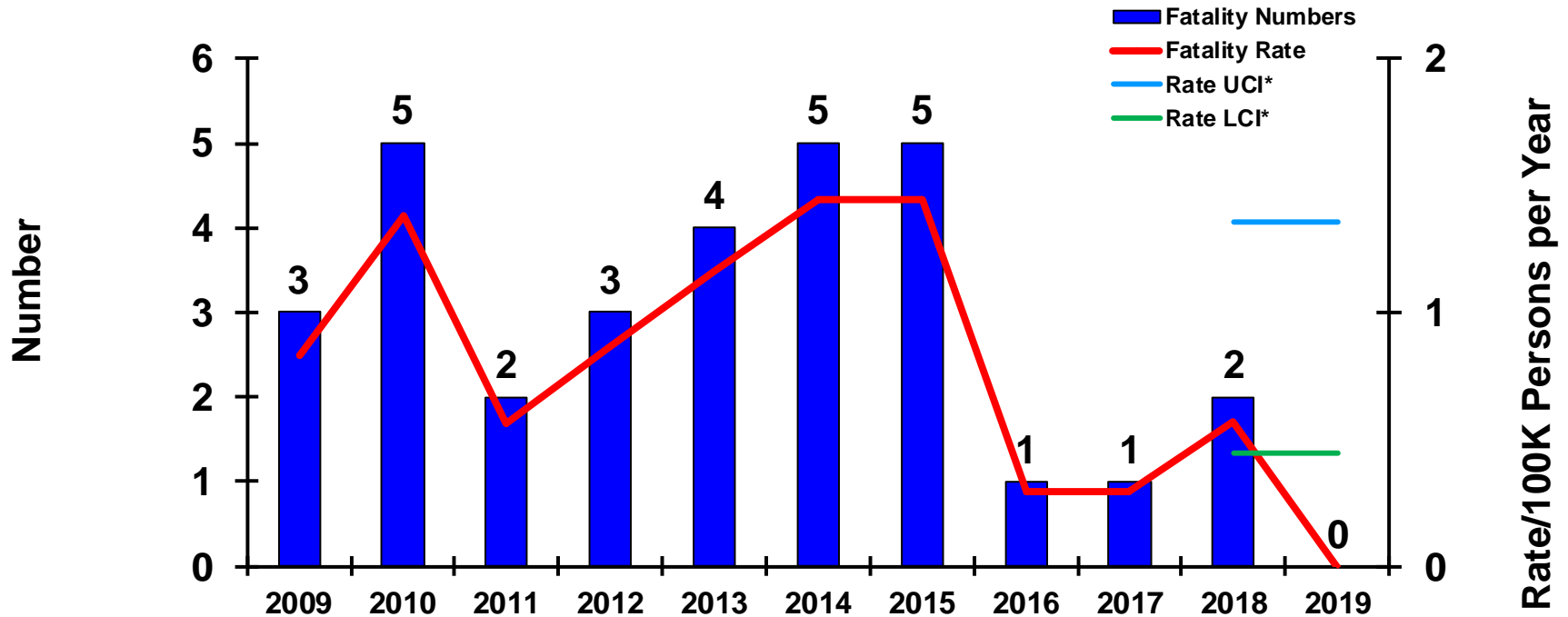


	<u>16-Jan-19</u>	<u>16-Jan-18</u>
CLASS A MISHAPS/MISHAP RATE FY COMPARISON:	3/2.88	1/0.96
FY18 MISHAPS/MISHAP RATE:	2/0.57	
10-YEAR AVERAGE (FY09-18) MISHAPS/MISHAP RATE:	3.60/1.03	

*see last slide for definition of UCI/LCI



PHYSICAL TRAINING FATALITIES

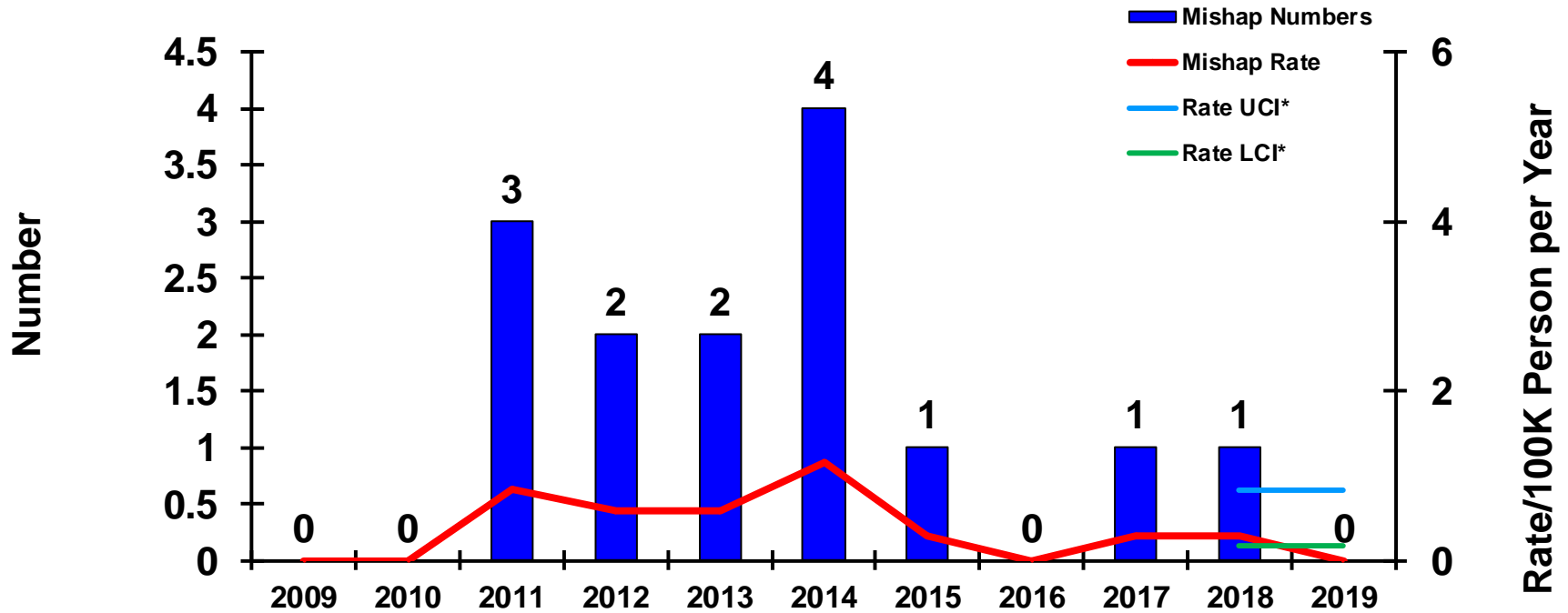


	16-Jan-19	16-Jan-18
FATALITIES/FATALITY RATE FY COMPARISON:	0/0.00	1/0.96
FY18 FATALITIES/FATALITY RATE:	2/0.57	
10-YEAR AVERAGE (FY09-18) FATALITIES/FATALITY RATE:	3.10/0.88	

*see last slide for definition of UCI/LCI



CLASS A ON-DUTY MV MISHAPS

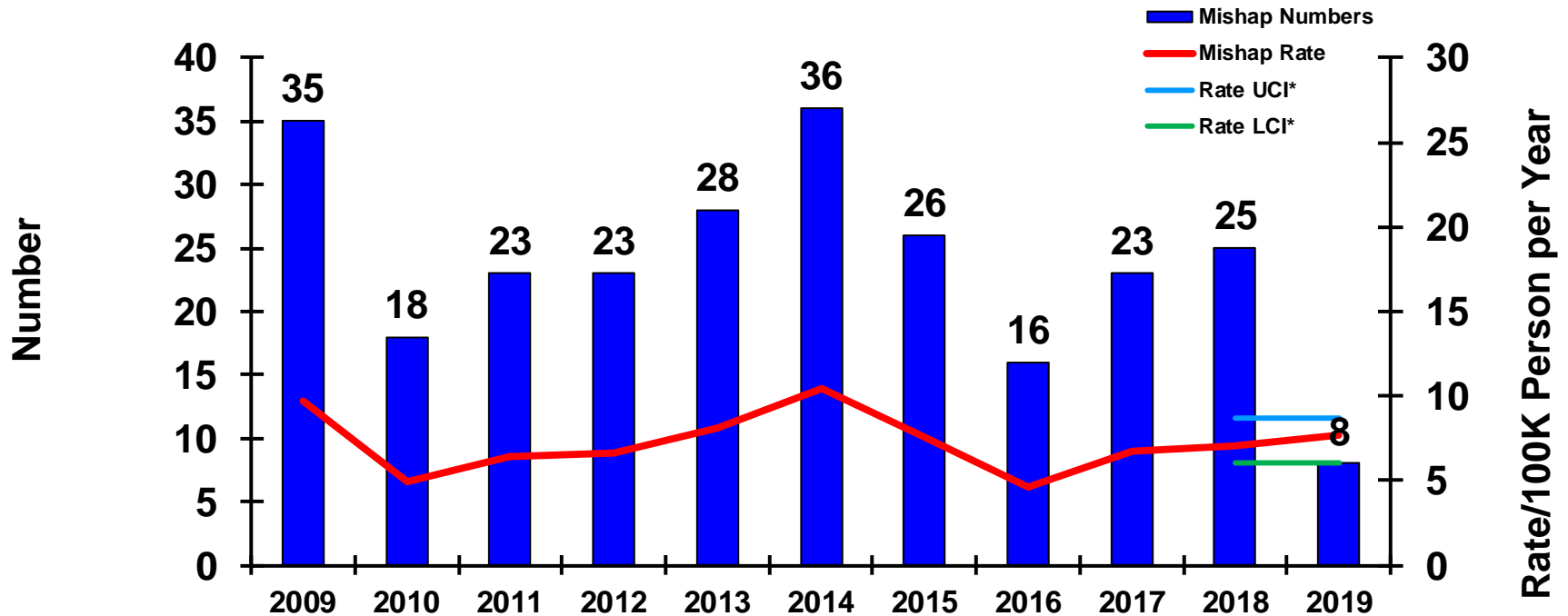


	<u>16-Jan-19</u>	<u>16-Jan-18</u>
CLASS A MISHAPS/MISHAP RATE FY COMPARISON:	0/0.00	0/0.00
FY18 MISHAPS/MISHAP RATE:	1/0.28	
10-YEAR AVERAGE (FY09-18) MISHAPS/MISHAP RATE:	1.40/0.40	

*see last slide for definition of UCI/LCI



TOTAL CLASS A ON-DUTY MISHAPS

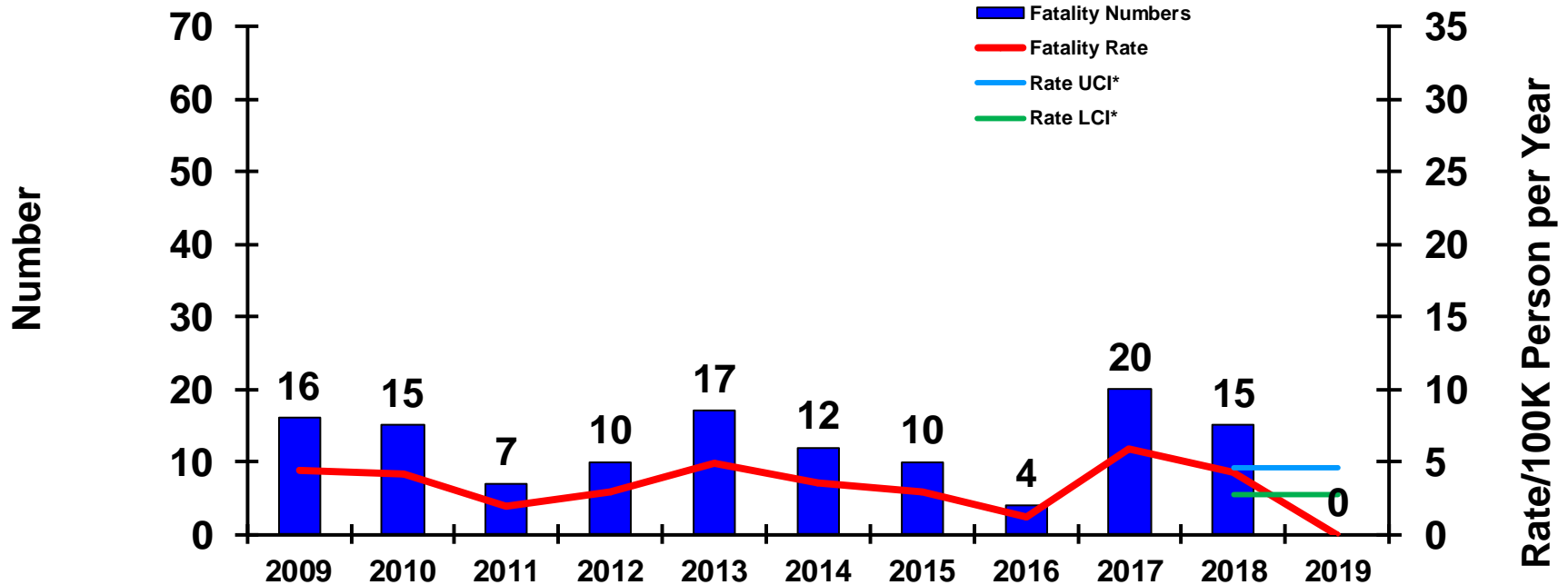


	<u>16-Jan-19</u>	<u>16-Jan-18</u>
CLASS A MISHAPS/MISHAP RATE FY COMPARISON:	8/7.68	6/5.76
FY18 MISHAPS/MISHAP RATE:	25/7.10	
10-YEAR AVERAGE (FY09-18) MISHAPS/MISHAP RATE:	25.30/7.23	

*see last slide for definition of UCI/LCI



ON-DUTY FATALITIES

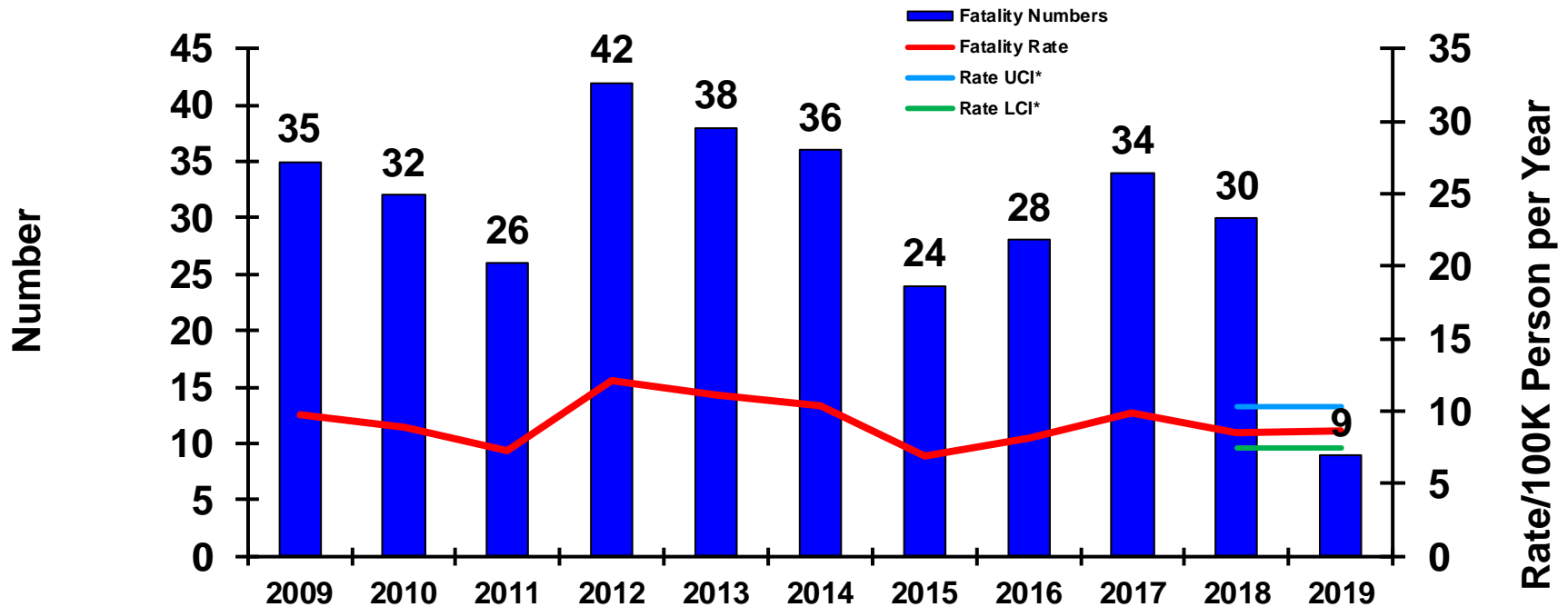


	<u>16-Jan-19</u>	<u>16-Jan-18</u>
CLASS A FATALITIES/FATALITY RATE FY COMPARISON:	0/0.00	6/5.76
FY18 FATALITIES/FATALITY RATE:	15/4.26	
10-YEAR AVERAGE (FY09-18) FATALITIES/FATALITY RATE:	12.60/3.60	

*see last slide for definition of UCI/LCI



PMV FATALITIES

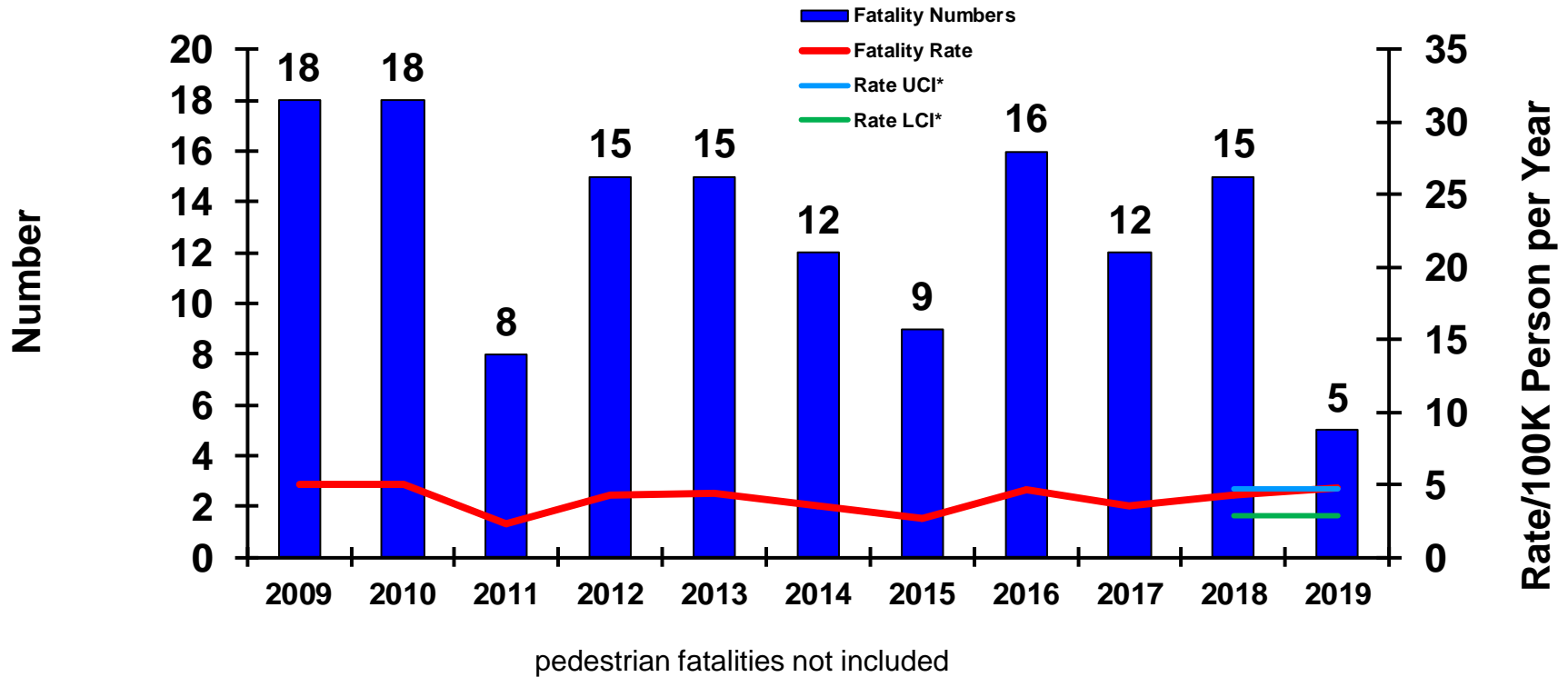


	<u>16-Jan-19</u>	<u>16-Jan-18</u>
CLASS A FATALITIES/FATALITY RATE FY COMPARISON:	9/8.64	10/9.60
FY18 FATALITIES/FATALITY RATE:	30/8.52	
10-YEAR AVERAGE (FY09-18) FATALITIES/FATALITY RATE:	32.50/9.29	

*see last slide for definition of UCI/LCI



4-WHEEL PMV FATALITIES

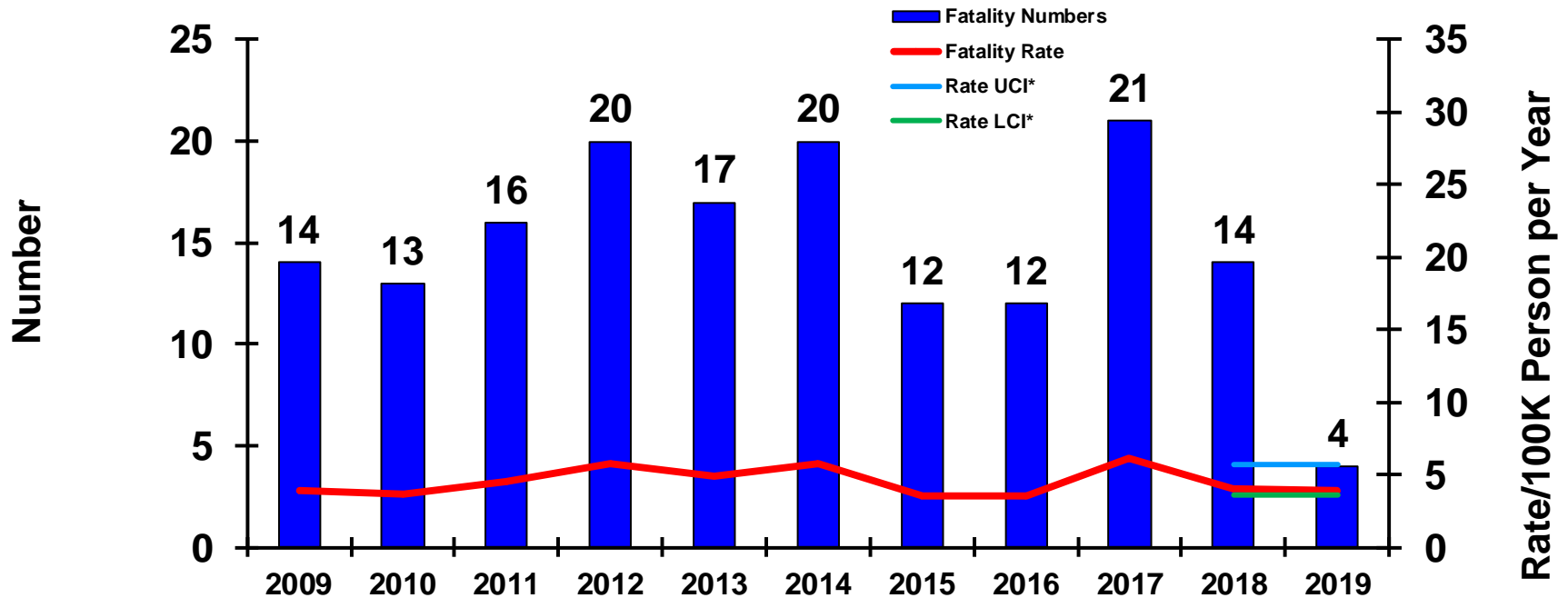


	<u>16-Jan-19</u>	<u>16-Jan-18</u>
CLASS A FATALITIES/FATALITY RATE FY COMPARISON:	5/4.80	6/5.76
FY18 FATALITIES/FATALITY RATE:	15/4.26	
10-YEAR AVERAGE (FY09-18) FATALITIES/FATALITY RATE:	13.80/3.94	

*see last slide for definition of UCI/LCI



MOTORCYCLE PMV FATALITIES

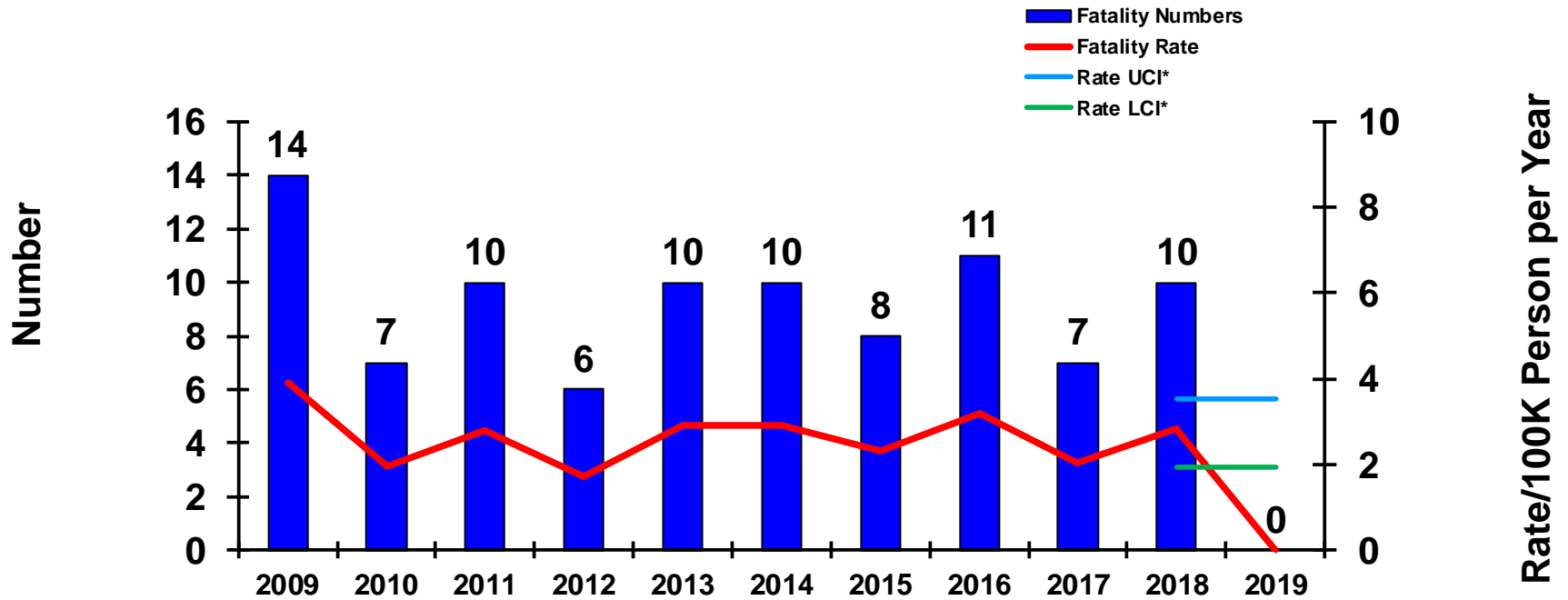


	<u>16-Jan-19</u>	<u>16-Jan-18</u>
CLASS A FATALITIES/FATALITY RATE FY COMPARISON:	4/3.84	4/3.84
FY18 FATALITIES/FATALITY RATE:	14/3.98	
10-YEAR AVERAGE (FY09-18) FATALITIES/FATALITY RATE:	15.90/4.55	

*see last slide for definition of UCI/LCI



OFF-DUTY/REC FATALITIES

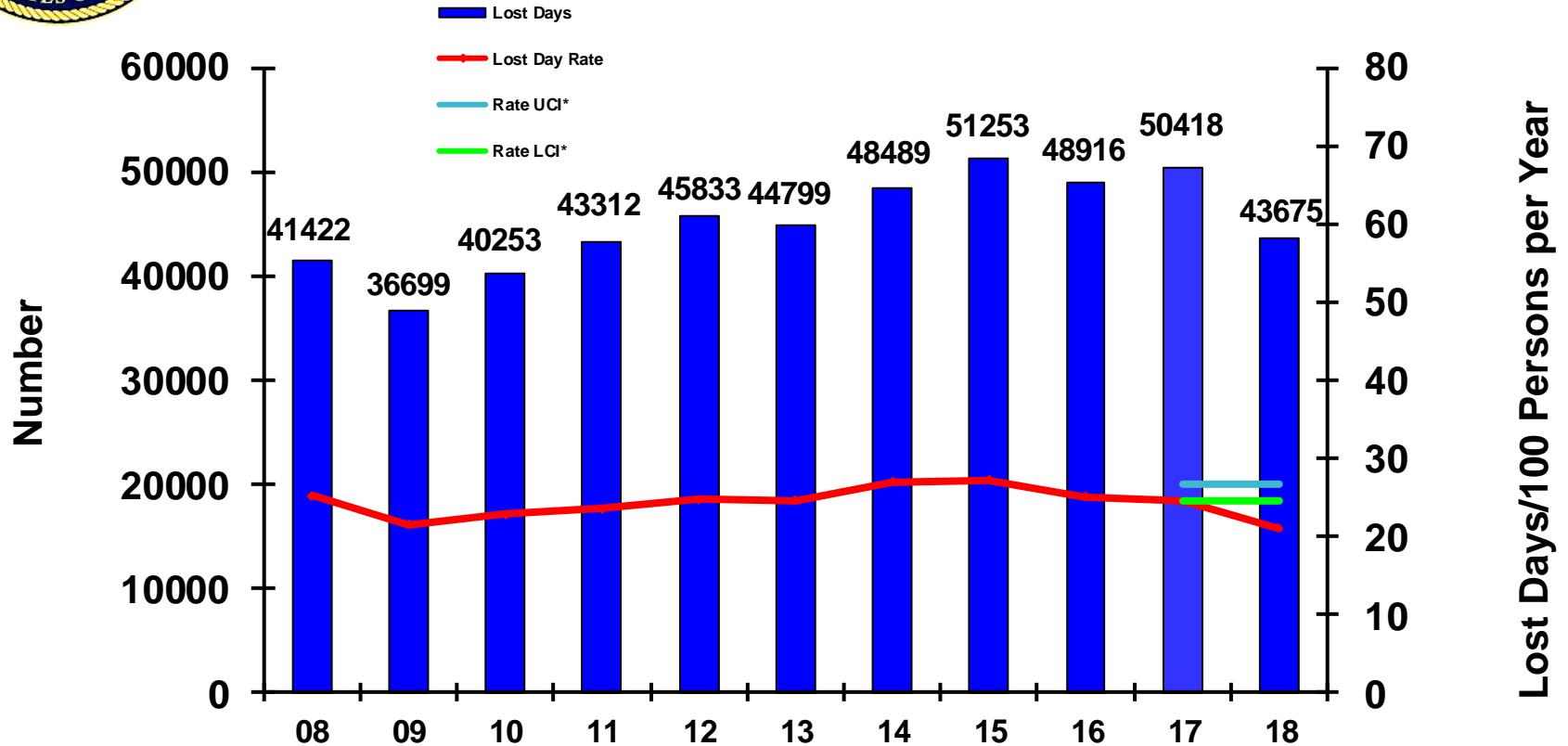


	<u>16-Jan-19</u>	<u>16-Jan-18</u>
CLASS A FATALITIES/FATALITY RATE FY COMPARISON:	0/0.00	2/1.92
FY18 FATALITIES/FATALITY RATE:	10/2.84	
10-YEAR AVERAGE (FY09-18) FATALITIES/FATALITY RATE:	9.30/2.65	

*see last slide for definition of UCI/LCI



CIVILIAN LOST WORK DAY

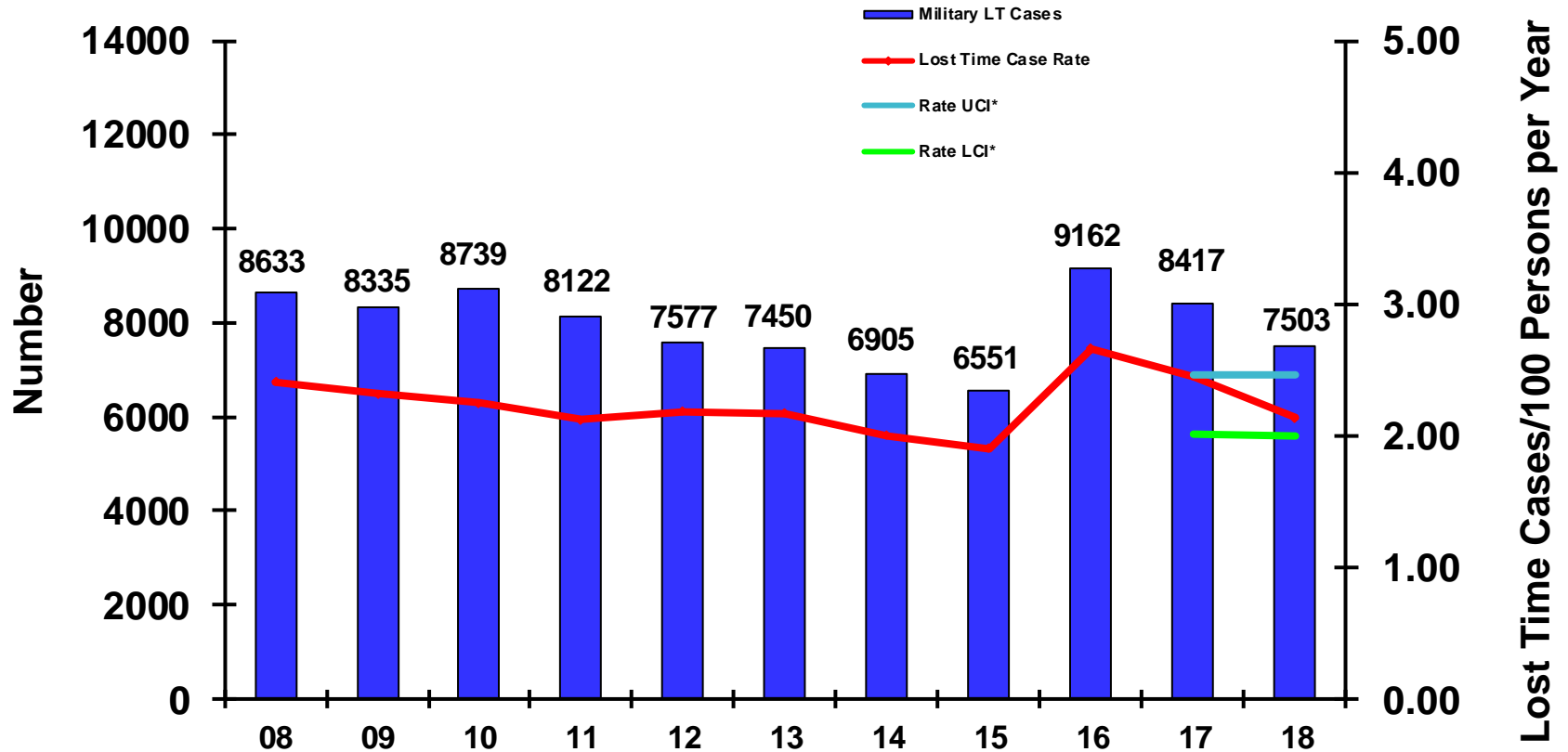


	27 Oct 18
LOST WORK DAY FY RATE COMPARISON:	18.50
FY18 LOST WORK DAY RATE:	21.10
5-YEAR AVERAGE (FY14-18) LOST WORK DAY RATE:	24.89

*see last slide for definition of UCI/LCI



MILITARY LOST TIME CASE RATE



30 Sep 18

LOST WORK TIME CASE RATE: 2.13

FY17 LOST TIME CASE RATE: 2.45

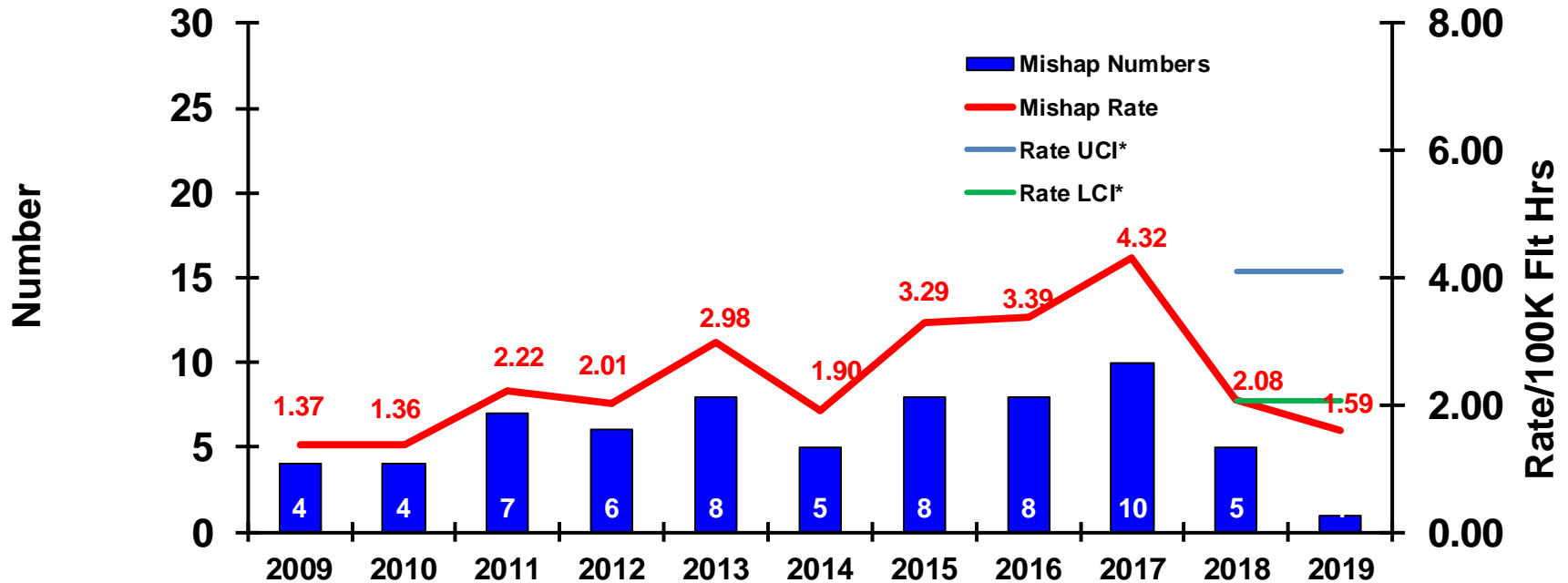
5-YEAR AVERAGE (FY13-17) LOST TIME CASE RATE: 2.18

*see last slide for definition of UCI/LCI



CLASS A FLIGHT MISHAPS

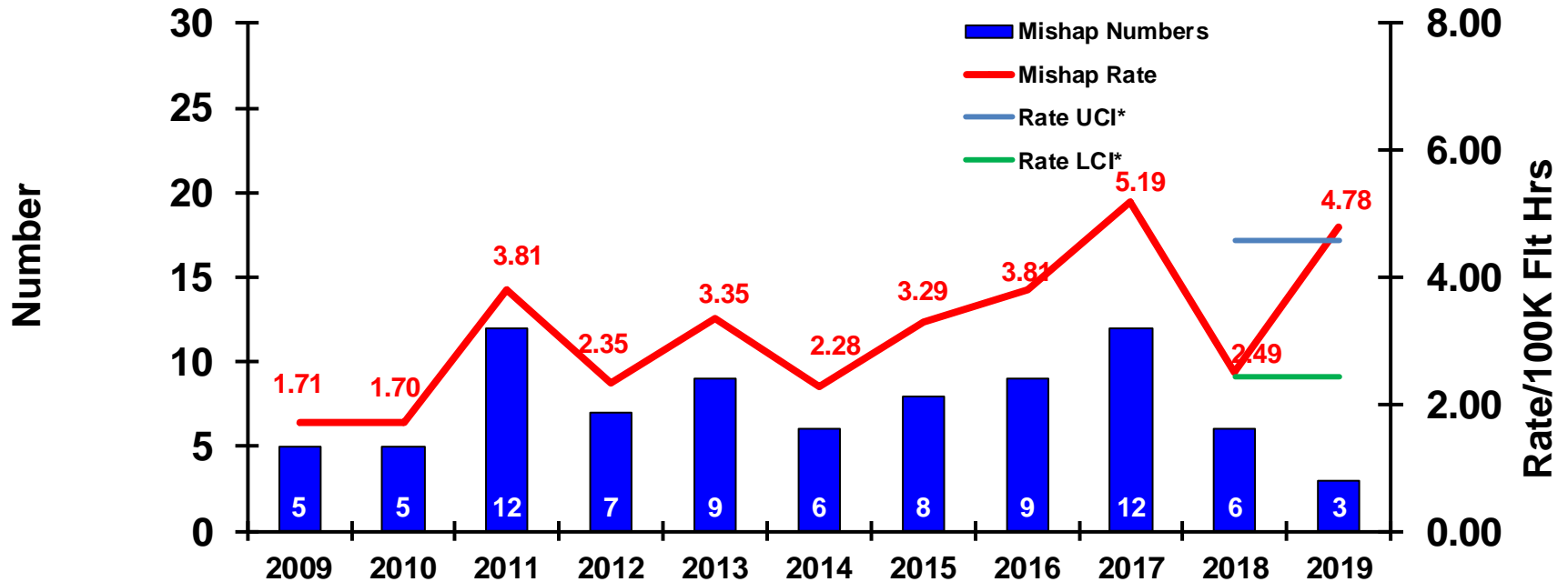
Manned Aircraft Only



	<u>16-Jan-19</u>	<u>16-Jan-18</u>
CLASS A FM/FM RATE FY COMPARISON:	1/1.59	1/1.53
FY18 MISHAPS/MISHAP RATE:	5/2.08	
10-YEAR AVERAGE (FY09-18) MISHAPS/MISHAP RATE:	6.50/2.49	



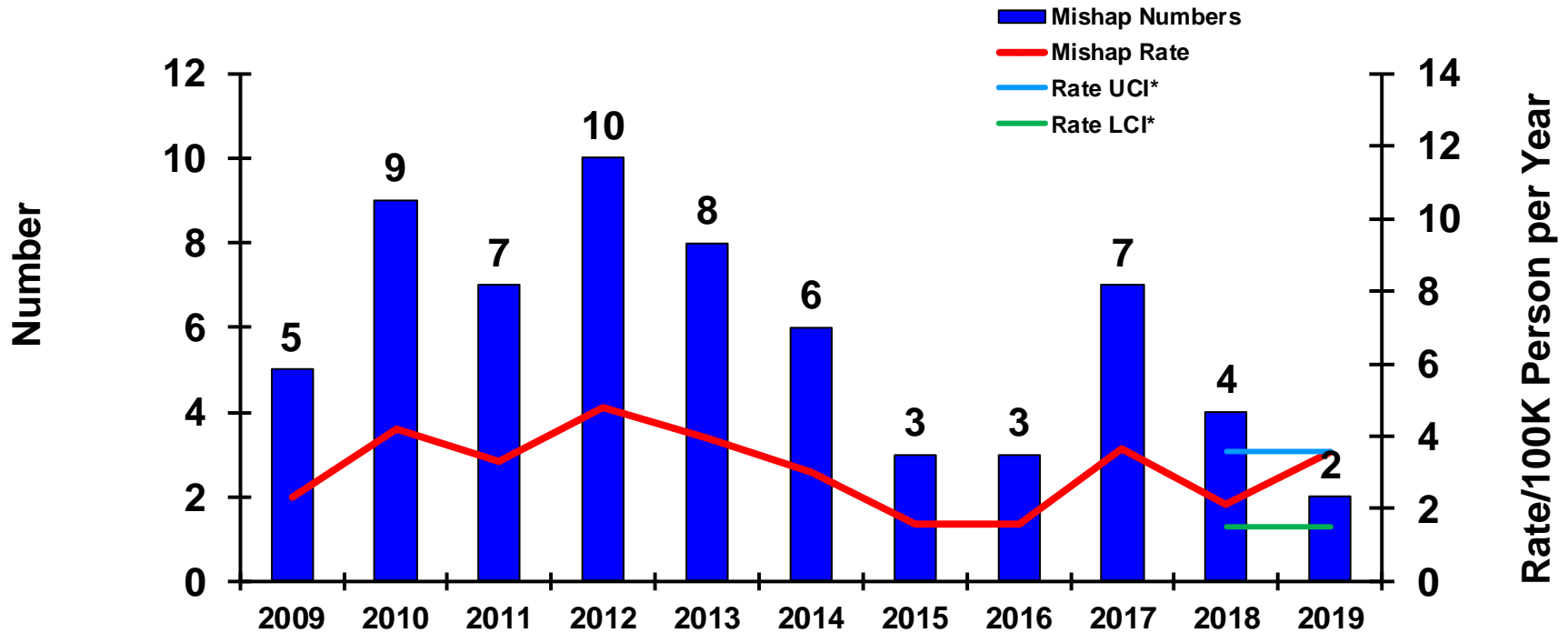
CLASS A AVIATION MISHAPS



	<u>16-Jan-19</u>	<u>16-Jan-18</u>
CLASS A MISHAPS/MISHAP RATE FY COMPARISON:	3/4.78	1/1.53
FY18 MISHAPS/MISHAP RATE:	6/2.49	
10-YEAR AVERAGE (FY09-18) MISHAPS/MISHAP RATE:	7.90/3.00	



CLASS A GROUND ON-DUTY MISHAPS

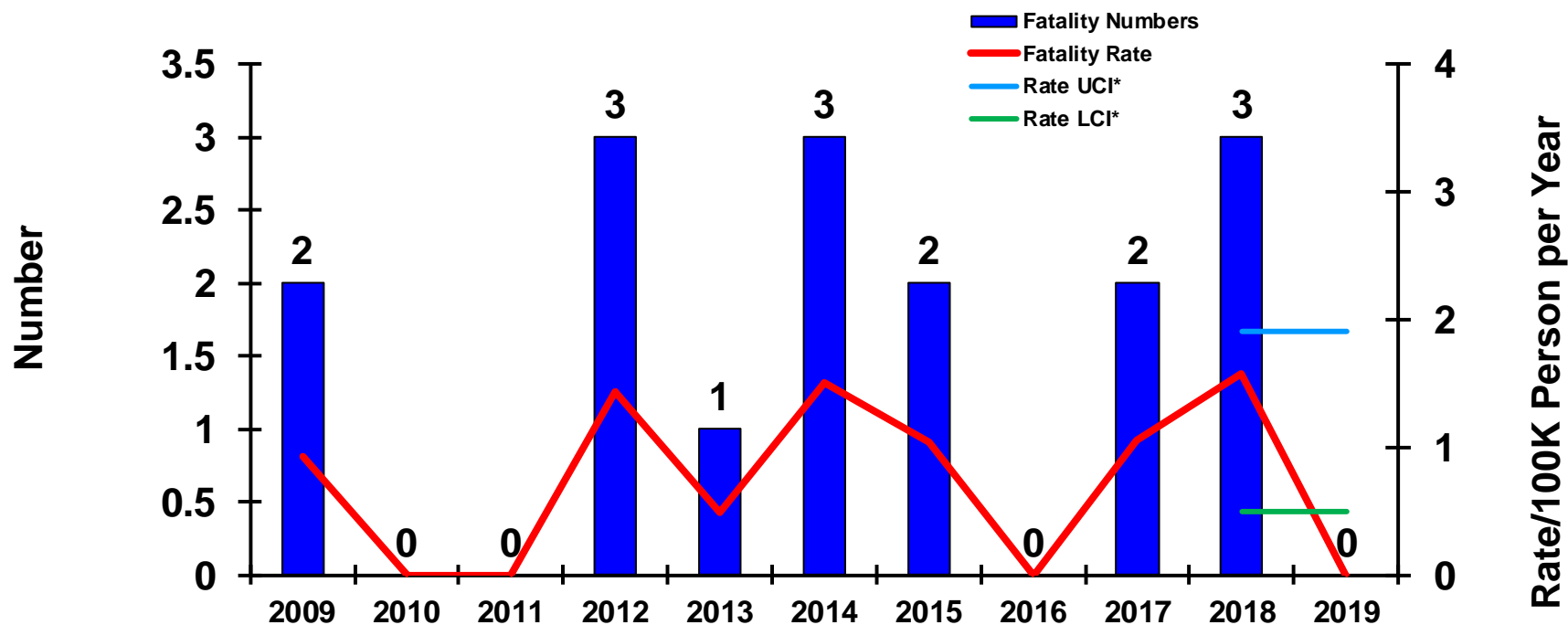


	<u>16-Jan-19</u>	<u>16-Jan-18</u>
CLASS A MISHAPS/MISHAP RATE FY COMPARISON:	2/3.54	1/1.77
FY18 MISHAPS/MISHAP RATE:	4/2.10	
10-YEAR AVERAGE (FY09-18) MISHAPS/MISHAP RATE:	6.20/3.05	

*see last slide for definition of UCI/LCI



PHYSICAL TRAINING FATALITIES



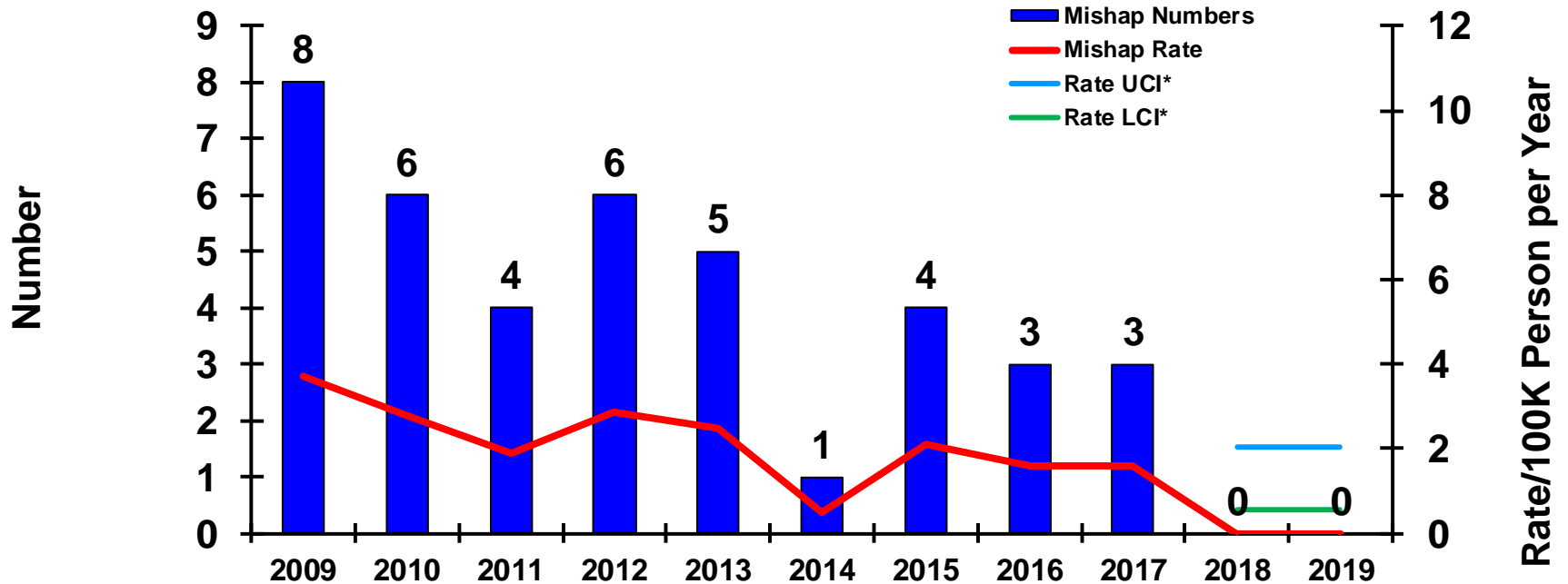
PT fatalities are also reflected in the Ground On-Duty Mishap slide

	<u>16-Jan-19</u>	<u>16-Jan-18</u>
CLASS A FATALITIES/FATALITY RATE FY COMPARISON:	0/0.00	1/1.77
FY18 FATALITIES/FATALITY RATE:	3/1.57	
10-YEAR AVERAGE (FY09-18) FATALITIES/FATALITY RATE:	1.60/0.80	

*see last slide for definition of UCI/LCI



CLASS A ON-DUTY MV MISHAPS

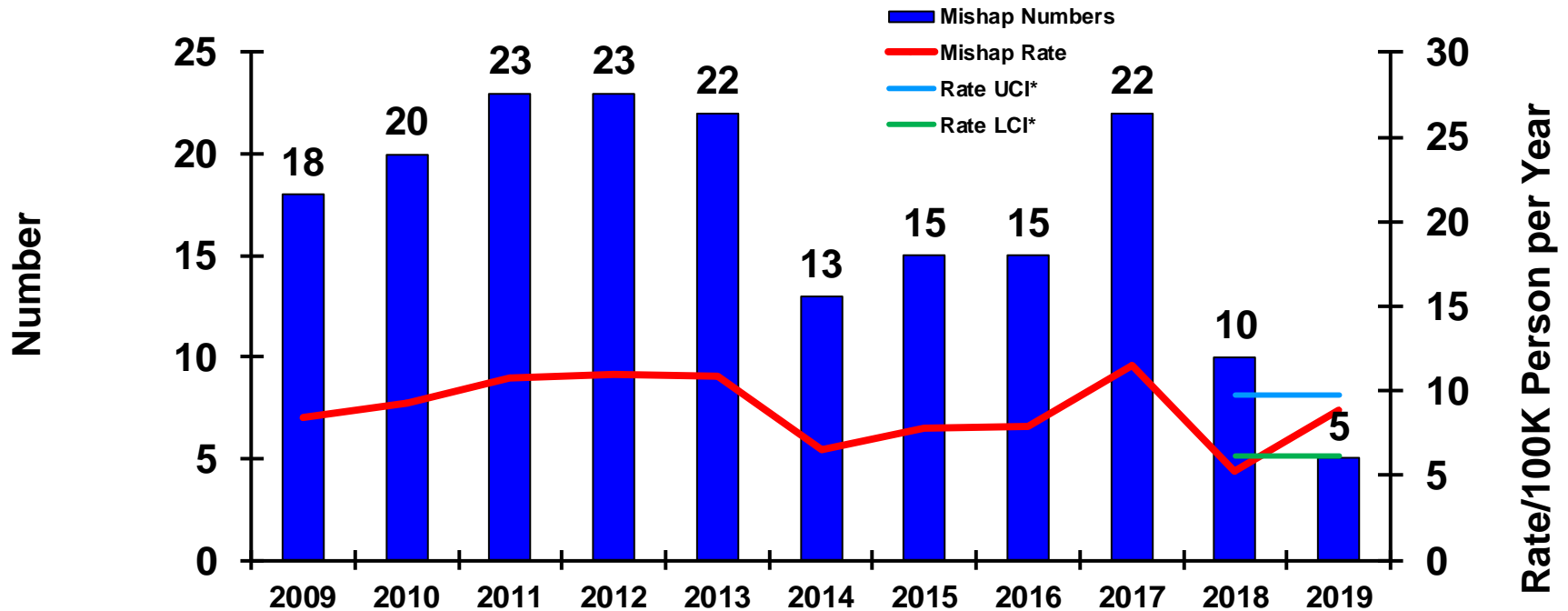


	<u>16-Jan-19</u>	<u>16-Jan-18</u>
CLASS A MISHAPS/MISHAP RATE FY COMPARISON:	0/0.00	0/0.00
FY18 MISHAPS/MISHAP RATE:	0/0.00	
10-YEAR AVERAGE (FY09-18) MISHAPS/MISHAP RATE:	4.00/1.95	

*see last slide for definition of UCI/LCI



TOTAL CLASS A ON-DUTY MISHAPS

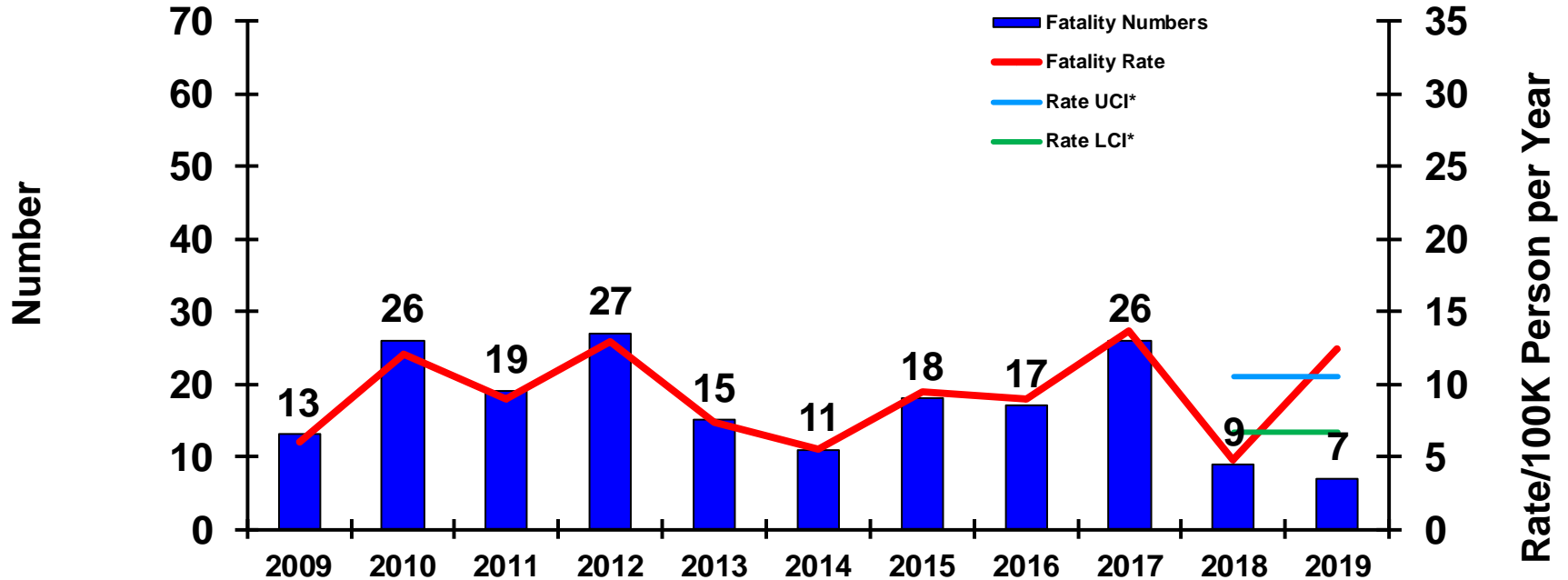


	<u>16-Jan-19</u>	<u>16-Jan-18</u>
CLASS A MISHAPS/MISHAP RATE FY COMPARISON:	5/8.86	2/3.55
FY18 MISHAPS/MISHAP RATE:	10/5.24	
10-YEAR AVERAGE (FY09-18) MISHAPS/MISHAP RATE:	18.10/8.94	

*see last slide for definition of UCI/LCI



ON-DUTY FATALITIES

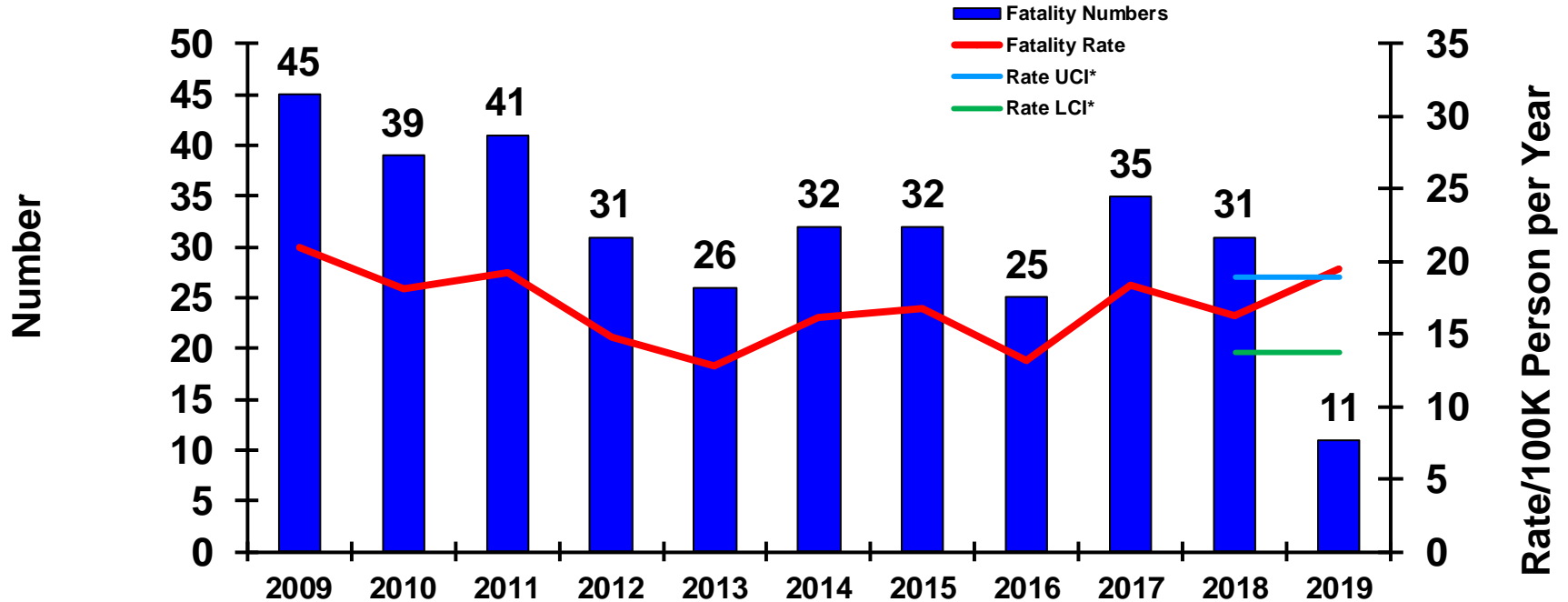


	<u>16-Jan-19</u>	<u>16-Jan-18</u>
CLASS A FATALITIES/FATALITY RATE FY COMPARISON:	7/12.41	1/1.77
FY17 FATALITIES/FATALITY RATE:	9/4.72	
10-YEAR AVERAGE (FY08-17) FATALITIES/FATALITY RATE:	18.10/8.96	

*see last slide for definition of UCI/LCI



PMV FATALITIES

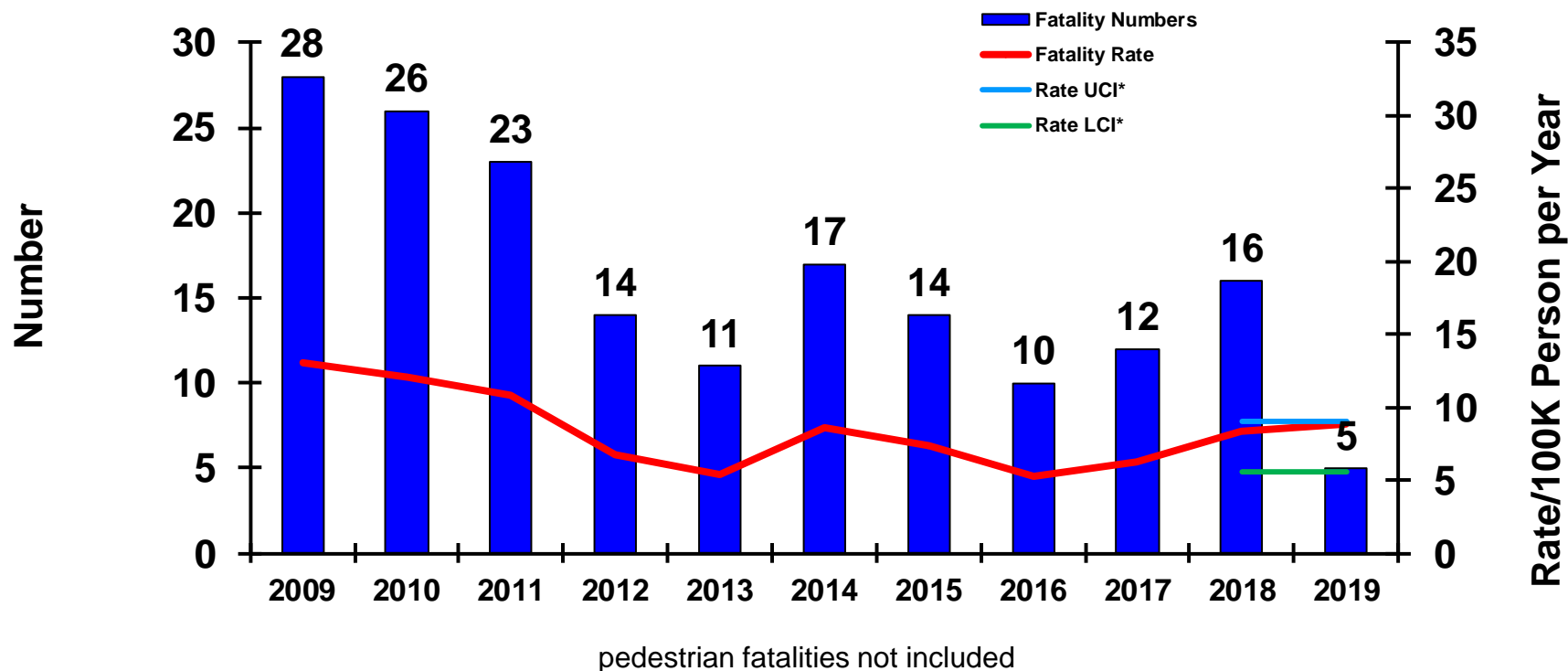


	<u>16-Jan-19</u>	<u>16-Jan-18</u>
CLASS A FATALITIES/FATALITY RATE FY COMPARISON:	11/19.50	6/10.64
FY18 FATALITIES/FATALITY RATE:	31/16.26	
10-YEAR AVERAGE (FY09-18) FATALITIES/FATALITY RATE:	33.70/16.66	

*see last slide for definition of UCI/LCI



4-WHEEL PMV FATALITIES

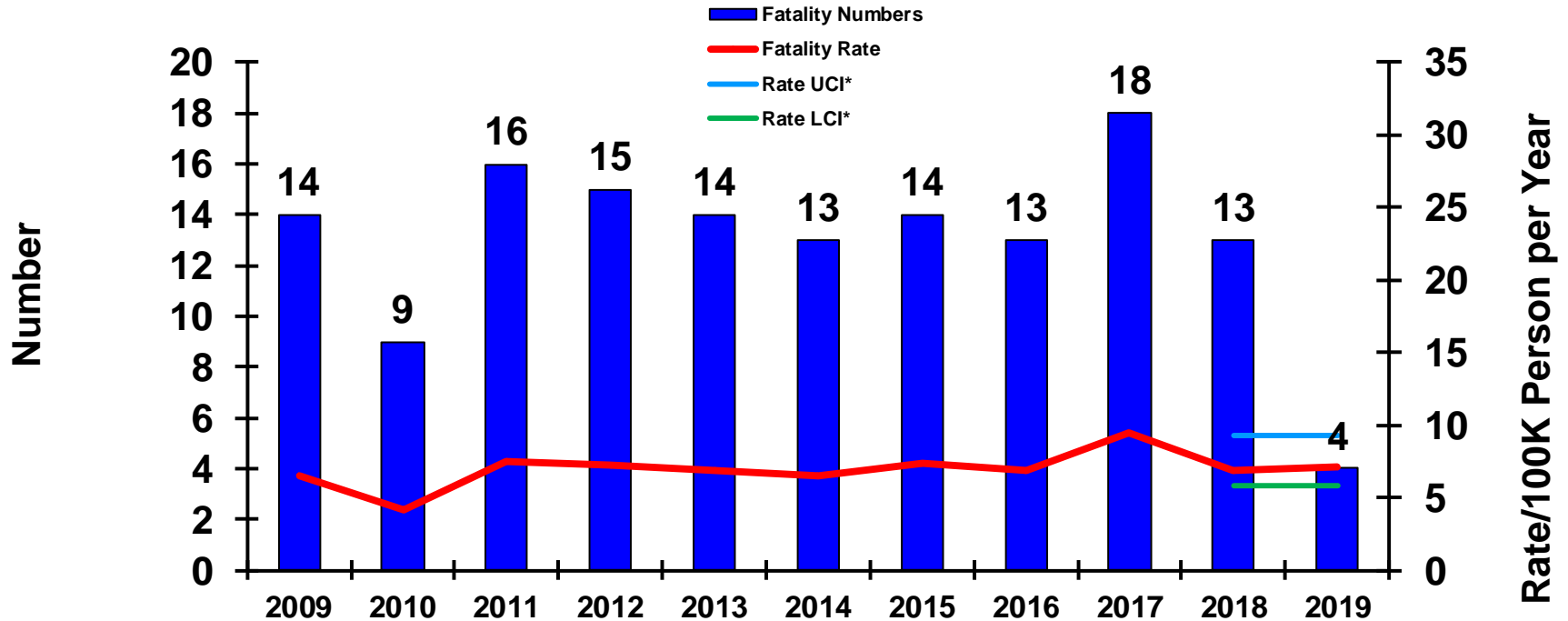


	<u>16-Jan-19</u>	<u>16-Jan-18</u>
CLASS A FATALITIES/FATALITY RATE FY COMPARISON:	5/8.86	3/5.32
FY18 FATALITIES/FATALITY RATE:	16/8.39	
10-YEAR AVERAGE (FY09-18) FATALITIES/FATALITY RATE:	17.10/8.39	

*see last slide for definition of UCI/LCI



MOTORCYCLE PMV FATALITIES

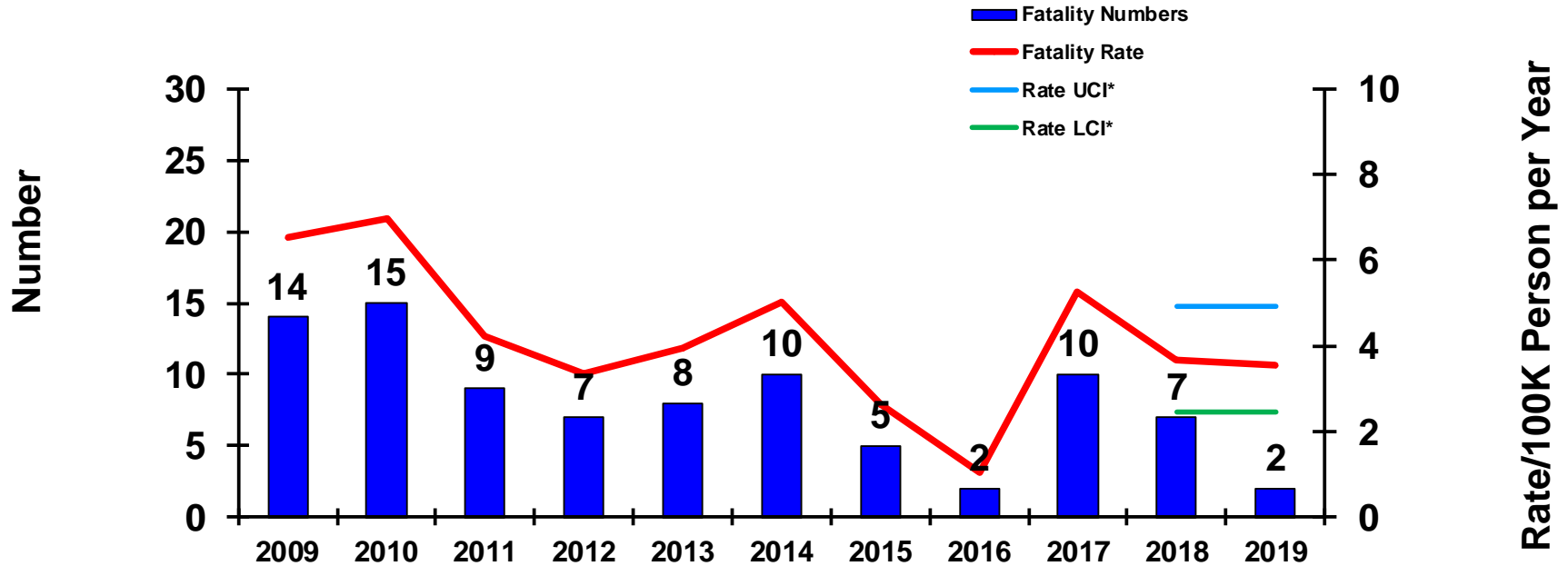


	<u>16-Jan-19</u>	<u>16-Jan-18</u>
CLASS A FATALITIES/FATALITY RATE FY COMPARISON:	4/7.09	2/3.55
FY18 FATALITIES/FATALITY RATE:	13/6.82	
10-YEAR AVERAGE (FY09-18) FATALITIES/FATALITY RATE:	13.90/6.92	

*see last slide for definition of UCI/LCI



OFF-DUTY/REC FATALITIES

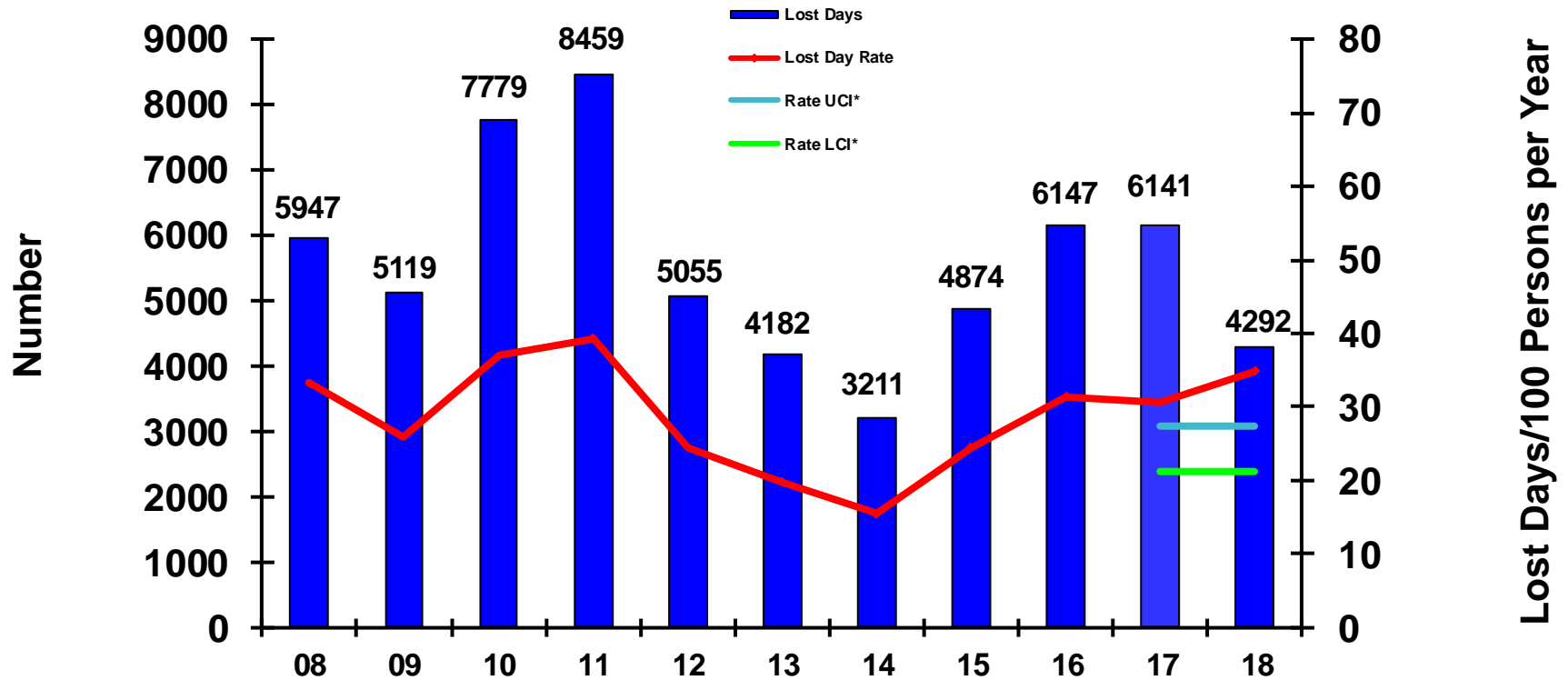


	<u>16-Jan-19</u>	<u>16-Jan-18</u>
CLASS A FATALITIES/FATALITY RATE FY COMPARISON:	2/3.54	3/5.32
FY18 FATALITIES/FATALITY RATE:	7/3.67	
10-YEAR AVERAGE (FY09-18) FATALITIES/FATALITY RATE:	8.70/4.26	

*see last slide for definition of UCI/LCI



CIVILIAN LOST WORK DAY

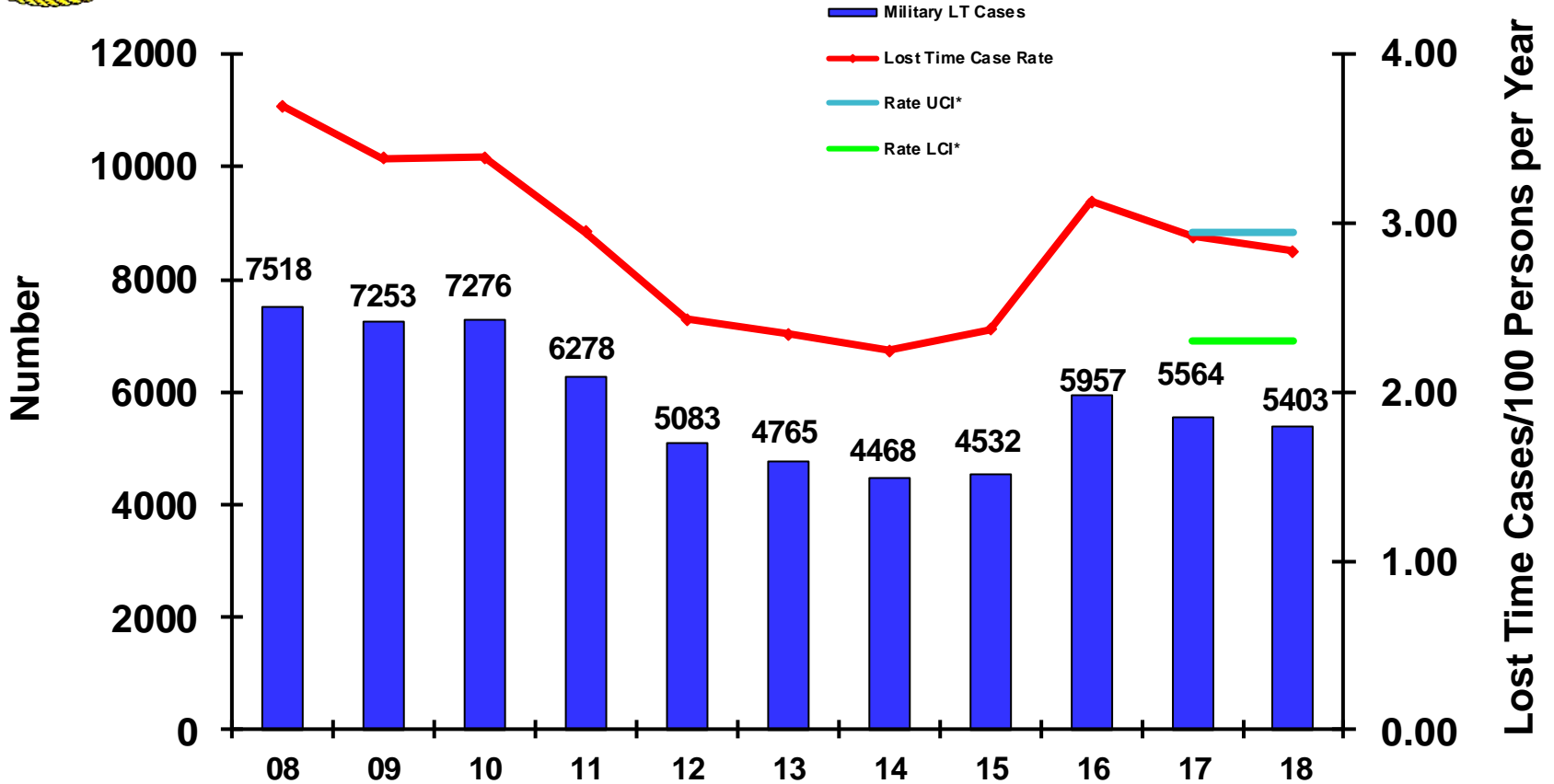


	<u>26 May 18</u>
LOST WORK DAY FY RATE COMPARISON:	33.10
FY17 LOST WORK DAY RATE:	30.70
5-YEAR AVERAGE (FY13-17) LOST WORK DAY RATE:	24.16

*see last slide for definition of UCI/LCI



MILITARY LOST TIME CASE RATE



30 Sep 18

LOST WORK TIME CASE RATE: 2.83

FY17 LOST TIME CASE RATE: 2.92

5-YEAR AVERAGE (FY13-17) LOST TIME CASE RATE: 2.59

*see last slide for definition of UCI/LCI.

Navy Short Narratives

- USN AVIATION CLASS A MISHAPS (includes UAS/UAV, FRMs and AGMs not included in the Flight Slide)

12 Nov 2018: (Philippine Sea) F/A-18F aircraft malfunction resulting in loss of aircraft; aircrew recovered and in stable condition.

18 Oct 2018: (Pacific Ocean) MH-60R crashed on takeoff onboard CVN.

09 Oct 2018: (Kadena AFB, Japan) Two HH-60H helicopters taxied into each other on the taxi ramp. No injuries. (AGM)

04 Oct 2018: (NAS Lemoore, CA) A right engine fire occurred on a F/A-18F during a training flight. Emergency landing with no injuries.

- USN AFLOAT CLASS A MISHAPS

22 Oct 2018: (Off the Coast of Iceland) Landing Craft Units in well deck were damaged during heavy seas.

- USN SHORE CLASS A MISHAPS

10 Nov 2018: (Norfolk, VA) Shipboard damage and hospitalization of an E-7 after fire while in shipyard.

08 Nov 2018: (Virginia Beach, VA) E-5 suffered a permanent total disability while removing PVC pipe from a bollard in the shop.

02 Nov 2018: (NAS Cecil Field, FL) Hangar fire suppression system activated due to an unknown cause and doused five F/A-18C with agent.

- USN PHYSICAL TRAINING CLASS A MISHAPS

No mishap this FY.

- USN ON-DUTY MOTOR VEHICLE CLASS A MISHAPS

No mishap this FY.

Navy Short Narratives

- USN PRIVATE MOTOR VEHICLE FATALITIES

07 Jan 2019: (Fort Pierce, FL) E-7 and his civilian spouse died when their vehicle departed the turnpike and entered canal after being struck from behind.

29 Dec 2018: (Des Moines, IA) E-4 died on 1 January after his vehicle was struck from behind on the Interstate. Civilian passenger also killed.

16 Dec 2018: (Stonington, CT) E-6 passenger died when his vehicle was struck by another vehicle traveling in the wrong direction on interstate. E-5 driver is in stable condition.

16 Nov 2018: (King George, VA) E-2 died when he lost control of the vehicle and hit a tree. E-2 passenger is in stable condition.

11 Nov 2018: (San Diego, CA) E-5 died in a single-vehicle motorcycle mishap.

10 Nov 2018: (Melbourne, FL) E-3 died in a multi-vehicle motorcycle mishap while on PCS leave.

10 Nov 2018: (Monterey, CA) O-3 died when he lost control of his motorcycle and hit a guardrail while merging onto a highway.

10 Nov 2018: (Chesapeake, VA) E-7 when he lost control after passing another motorcycle.

28 Oct 2018: (Virginia Beach, VA) E-3 passenger died in an automobile mishap after he was ejected.

- USN OFF-DUTY/RECREATIONAL FATALITIES

No mishap this FY.

Marine Corps Short Narratives

- USMC AVIATION CLASS A MISHAPS (includes UAS/UAV, FRMs and AGMs not included in the Flight Slide)

05 Jan 2019: (Mediterranean Sea) After low power refueling, AV-8B conducted a high-power run and ingested refueling grounding strap. (AGM)

09 Dec 2018: (MCAS New River, NC) CH-53E landing gear inadvertently retracted during ground taxi. (AGM)

05 Dec 2018: (Philippine Sea) F/A-18D and KC-130J collided while performing fixed wing aerial refueling mission. F/A-18 aircrew ejected with one fatality. 5 aircrew fatalities in the KC-130.

- USMC GROUND CLASS A MISHAPS

01 Jan 2019: (Washington, DC) E-3 died after gunshot during guard company duty changeover.

06 Nov 2018: (Coolidge, AZ) E-4 suffered a permanent total disability during a training course.

- USMC PHYSICAL TRAINING CLASS A MISHAPS

No mishap this FY.

- USMC ON-DUTY MOTOR VEHICLE CLASS A MISHAPS

No mishap this FY.

- USMC PRIVATE MOTOR VEHICLE FATALITIES

16 Jan 2019: (Jeffersonville, IN) E-3 was traveling in a POV when it was struck by a loose wheel from another vehicle killing her.

14 Jan 2019: (El Paso, TX) E-1 died in a head-on collision.

05 Jan 2019: (San Diego, CA) E-2 struck and killed by a hit and run motorist.

02 Jan 2019: (Beckley, WV) E-7 died when a garbage truck collided with his vehicle.

28 Dec 2018: (Garland, TX) E-6 motorcyclist died in a multi-vehicle mishap.

22 Dec 2018: (Newaygo, MI) E-3 died in a single-vehicle automobile mishap.

18 Nov 2018: (Julian, CA) E-4 died on 22 Nov from injuries sustained in a single-vehicle motorcycle mishap.

18 Nov 2018: (Philadelphia, PA) E-8 died when he was hit by a vehicle while crossing the street.

16 Nov 2018: (Temecula, CA) E-5 motorcyclist died when he collided with another vehicle.

Marine Corps Short Narratives

- USMC PRIVATE MOTOR VEHICLE FATALITIES (continued)

19 Oct 2018: (Richlands, NC) E-3 died in a motorcycle mishap on his way to work.

12 Oct 2018: (Snyder, TX) E-1 died in a multi-vehicle automobile mishap.

- USMC OFF-DUTY/RECREATIONAL FATALITIES

01 Jan 2019: (Wyoming, MI) E-3 could not be revived after passing out on couch.

20 Oct 2018: (Havelock, NC) E-3 died when his weapon accidentally discharged while he was cleaning it.



Mishap Confidence Interval



- UCI = Upper Confidence Interval LCI = Lower Confidence Interval
- Rate values above the UCI or below the LCI infer a statistically significant change is probable. This is only an indicator. Significance cannot be determined until end-of-year.
- Values between the UCI and LCI infer that nothing significant has occurred to increase or decrease mishap rate.

(Confidence Interval is based on: Poisson Rate related to a Chi Squared Distribution and calculated using FY14-18 data except for the Lost Work Days and Lost Time Case slides which were based on a normal distribution).